





INSPIRED FISHING

OKUMA FISHING TACKLE RISING WITH EVERY CHALLENGE

The average person might stumble upon a remote beach & find inspiration in the texture of the sand, curl of the waves & the salty spice of the air. For the community of anglers, however, playing witness to nature is far less satisfying than direct participation.

As we approach every piece of water, our attention inevitably falls to what lies beneath the surface: beneath the waves, off the point, on the edge of structure, at the intersection of currents. It's the fish & their habits, their power & speed that captivate our attention. Through rod & reel we find our connection. Some call it sport. We call it a way of life that's rich with experiences.

At Okuma Fishing Tackle, our goal is to enhance every encounter. Integrating the latest advancements in materials & construction techniques is a means to downplay the presence of the gear. Eliminate weight & increase feel. Enjoy a running fish instead of fearing it. Button down the drag & go toe-to-toe with complete confidence. Your focus is not on the equipment; it's on the fish.

Wherever your travels take you, from the local pond to distant reef, we're proud to be your partner in the discovery of what lies beneath.

OKUMA FISHING TACKLE CORPORATION

CONTENTS

1 SPINNING REELS

Makaira Spinning Reels	15
Tesoro Spinning Reels	16
Salina Spinning Reels	20
Cedros Reels	23
Azores Saltwater Reels	25
Azores XP Reels / Helios SX	25
ATOMIC SW / Helios SX	26
ITX CB Reels	28
ITX Reels	31
Inspira Reels	34
Ceymar CB Reels	38
Ceymar HD Reels	40
Ceymar A Reels	43
Avenger / TOMCAT Reels	45
Scorpio / Safina Pro Reels	46
Safina / Acuador Reels	47
JAW / C-Fight Reels	48
Azaki / Aria "a" Reels	49
Carbonite / Revenger Pro Reels	50
Revenger / Cascade Reels	51
LS Baitfeeder Reels	52
Rockaway Baitfeeder / AventaF Reels	53
Coronado CDX / Avenger ABF Reels	54
TOMCAT Baitfeeder / Longbow XT Reels	55
Ceymar Baitfeeder Reels	56
Pulzar / Dyna Drag XP Baitfeeder Reels	57
Powerline Pro Baitfeeder Reels	58
AK Baitfeeder Reels	58
Carbonite B-Feeder Reels	59
Carbonite XP Baitfeeder Reels	59
Ceymar XT Match FD / Conbonite V2 Match	60
Invicta Reels	61
Custom Black Feeder Reels	62
Conbonite XP Feeder Reels	62
Carbonite Match / Atomic Carp Reels	63
Obsidian Reels	65
SURF-8K	67
T-REX / Custom Black Reels	69
Custom / INC Reels	70

2 BAITCAST REELS

Flite surf Reels	71
Surf 8K / Distance Surf Arena Reels	73
Rockaway / Distance DTA Reels	74
Big Bomber Spod Reels	75

Hakai DT Low Profile Baitcast	79
Komodo SS Low Profile Baitcast	82
Multi Striker V Baitcast	83
Serrano / Ceymar Low Profile Baitcast	84
Scorpio / Fuel Spin Low Profile Baitcast	85

3 CONVENTIONAL REELS

Tesoro Star Drag Reels	88
Cortez Star Drag Reels	89
Convector / Convector Line counter Reels	90
Convector Low Profile Reels	91
Cold Water Line Counter Reels	92
Magda Pro Line Counter Reels	93
Classic Pro XPD Reels	94
Makaira Lever Drag Reels	98
Makaira SEa Lever Drag Reels	99
Makaira SEa Silver Lever Drag Reels	100
Makaira SEa Matte Black Lever Drag Reels	101
Alijos High-Speed Lever Drag Reels	102
Cavalla Lever Drag Reels	103
Solterra SLX Lever Drag Reels	105

4 RODS

Rod Information	108
-----------------	-----

5 COMBOS

Acuador Combos	112
Fuel Spin / Steeler XP Combos	113
Steeler EU Combos	114
Fin-Chaser EU Combos	115

6 FLY & FLOAT

Helios SX Fly Reels	118
RAWII centerpin Float Reels	118
Aventa Float Reels	119
SLV "b" Fly Reels	119

7 ACCESSORIES & APPAREL

Fishing Lines	122
Accessories	126
Okuma Apparel	134

SPINNING REEL TECHNOLOGY



MAXGEAR®

Makaira reels feature a forged, machine cut stainless steel main gear paired with a 17-4 stainless steel pinion gear. This gear system is unmatched in this category.


GEARING STABILIZATION DESIGN

This design provides excellent support on the top, middle and bottom of the pinion gear, making the gears extremely stable and durable.



FLITE™ DRIVE

To increase the lightness of rotation and reduce drag, Okuma incorporated a hollowed-out center design in the pinion gear. By reducing friction between the gear and the shaft, anglers can experience a seamless, zero-inertia start-up and a remarkably light and effortless handle turn.



Under the original high-strength HDG-II, Okuma has enlarged the main gear to provide better strength and a higher gear ratio. Taking the 3000 sizes as an example, the 2023 Inspira main gear is larger than the standard gearing by 7%.

ALG

With today's super braided lines & lighter more compact reels, ALG offers anglers lighter weight gears without compromising on strength & durability. Adding to their longevity, ALG gears are anodized to hold up to the elements much better than traditional gearing materials.



SPINNING REEL DUAL FORCE DRAG

DFD incorporates both surfaces of the spool to maximize high-end drag pressure, efficiency & overall smoothness. Mounted in the top of the spool & protected by the Hydro Block system is a multi-disc felt drag system that works in conjunction with a secondary drag system that is mounted under the spool. Even pressure is applied to both surfaces of the spool for maximum stability.



LITECAST®

LITECAST® is the latest in Okuma's reel technology. Reels with the LITECAST® structure are composed using a magnesium material in the casting process, making the integrity of the reel incredibly strong & 15% lighter than aluminum alloy reels. Okuma Cedros Saltwater Spinning Reels feature the new LITECAST® construction.



Okuma's C-40X carbon technology utilizes a specially blended graphite polymer. The carbon fibers in this material are elongated & reinforced, creating a substantially stronger composite than standard graphite materials. At 25% lighter, 1.5 times stronger & 100% anti-corrosive, C-40X translates into an extremely light-weight & durable construction.



ALUMILITE FRAME CONSTRUCTION

AlumiLite construction incorporates Okuma's rigid aluminum body technology on spinning, trolling and fly reel designs. Aluminum frames are stronger and more rigid and are capable of withstanding more pressure and torque than traditional graphite frames. These lightweight, diecast aluminum frames provide more precise tolerances for precision gear alignment, maximum castability and ultimate durability.



CFR CYCLONIC FLOW ROTOR

The Cyclonic Flow Rotor (CFR) was designed to create a "cyclonic" airflow, which significantly increases air flow through the ported rotor. This thoroughly tested design allows for a much faster drying time if the reel becomes wet, minimizing corrosion possibilities throughout the reel.



Torsion Control Armor®

The Torsion Control Armor (TCA) design is made with Okuma's C-40X long-strand carbon fiber technology. This not only makes the reel lighter, but also makes the reel extremely rigid which reduces twist & torque, keeping the internal parts in perfect alignment.



CENTRIFUGAL DISC BAIL

Okuma's Centrifugal Disc Bail (CDB) is a unique new design that incorporates a heavier brass disc that is perfectly weighted & balanced to create a smoother & easier bail operation, while increasing the strength & stability of the overall bail function.



Torsion Control Armor AL

The brand-new TCA-AL features an advanced aluminum construction, setting it apart from the previous TCA. The new TCA-AL is 5 times stronger than TCA. It excels with its elevated torsion and flex resistance, ensuring exceptional stability even under intense pressure.

PRECISION ELLIPTICAL GEARING SYSTEM



The Precision Elliptical Gearing System advantage boils down to one thing & one thing only – performance. By regulating the speed of the spindle stroke, reels equipped with this system wind line more consistently & uniformly on the spool, resulting in level line lay. This creates less friction during casting for increased distance, greater accuracy & longer line life, as well as smoother, more uniform drag pressures. Pick up any Okuma reel equipped with this feature & feel for yourself the balance, smoothness & power that are all characteristics of the Precision Elliptical Gearing System.

BAITFEEDING SYSTEM



Okuma's baitfeeding system allows anglers to disengage their spinning reel spool & allow their bait to run freely. The baitfeeding system incorporates a secondary micro-adjustable drag system at the rear of the reel that allows for precise adjustment of the spool for bait control. In order to disengage this system simply turn the handle. The On/Off lever on the rear of the reel will automatically disengage the baitfeeding system so you can fight your fish with the main drag system.

HYDRO BLOCK




The Hydro Block design features a rubber gasket mounted in the top of a spinning reel spool. This rubber seal blocks water & foreign materials from entering the drag system. The Hydro Block system ensures that your drag washers always perform at optimal levels.

HIGH PERFORMANCE BALL BEARINGS



The balls used on the HPB's are constructed from the same high-grade stainless steel material as the bearing housing. These bearings were designed to be more than 10 times more resistant to saltwater than standard stainless steel bearings. These bearings may even outlast the angler himself.



EFR II

The Even Flow Roller System utilizes a ball bearing under the line roller to maximize efficiency. This roller helps reduce line twists by freely rolling over the line roller without friction. Without this system, line will naturally twist when drag is pulled.



DIAMOND-LIKE CARBON (DLC) EVEN FLOW ROLLER SYSTEM WITH DLC COATING

The EFR II with DLC coating greatly reduces line friction allowing the fishing line to run more smoothly over this smooth surface, prolonging the life of the fishing line and the prevention of line twist.



RES II

The RES II System stands for Rotor Equalizing System. This second-generation RES System incorporates a computer-balanced weight precisely placed in the rotor. This weight allows for precision balance & eliminates all spool wobble for perfect alignments & smooth cranking.

LOW PROFILE REEL TECHNOLOGY



LITECAST®

LITECAST® is the latest in Okuma's reel technology. Reels with the LITECAST® structure are composed using a magnesium material in the casting process, making the integrity of the reel incredibly strong & 15% lighter than aluminum alloy reels. Okuma Hakai Reels feature the new LITECAST® construction.



MCS

Okuma's Magnetic Control System reduces backlash & improves casting distance by utilizing the magnetic field generated by the high RPM spinning of the spool during casting. The magnetic field is influenced by the adjustable cast control magnets which exert an opposing force & allows for minute & accurate adjustments.

VELOCITY CONTROL

The Velocity Control System is an adjustable, 6-pin centrifugal braking system for precision spool control. Weights can be adjusted IN or OUT for additional spool control. Positioning the weights in toward the spool allows for more freespool, while adjusting the pins out away from the spool allows for more control. Anglers can alternate weights until they find that perfect balance for casting.



FLITE™ SPOOL

FLITE SPOOL™ offers a super tuned spool on your premium baitcast reels. The spool is 33mm in diameter and was developed for long distance casting as well as finesse style fishing. The complete spool design weighs in at just 0.33 ounces as a result of its uniform thickness, which is what helps set this super tuned spool apart from others.



FLITE™ SHAFT

FLITE SHAFT™ is a patented hollow stainless steel spool shaft with precision stainless steel balls pressed on each end. These balls rotate under pressure to reduce friction and help increase casting distance. Providing the perfect balance point between weight, strength and smoothness.




PRECISION SUS BALLS
ON ENDS FOR PERFECT BALANCE

HOLLOW MAIN SHAFT



SPOOL ACCESS PORT

This unique new design can be found on Okuma's low profile baitcast reels. The Spool Access Port allows for quick access to the spool by simply sliding the lock/unlock lever on the sideplate opposite the handle. This system allows for quick spool changes, but more importantly it allows quick access for adjusting the Velocity Control System.



UNIVERSAL LINE DIAM INDICATOR

Always know what line you spooled on your reel when you pick it up.



TGT (Traction Grip Technology)

Okuma TGT is made of non-slip durable materials that not only provides maximum grip, but comfort and control in all weather conditions.

TROLLING AND CONVENTIONAL REEL TECHNOLOGY




SELF LUBRICATING GEAR SYSTEM

The self-lubricating gear system is a feature found on Okuma's higher-end star drag reels. The main gear on this system incorporates a heat-sensitive oil-impregnated brass bushing that is mounted in the center of the gear. This system releases oil if friction increases to keep the main gear & drive shaft running smoothly in all conditions. Okuma is the first company to adopt this technology which originated in the large machine industry where this function has been time tested for many years.



XL GEARING

The XL gearing design found on both lever drag & star drag reels incorporates an oversized gear box that features an enlarged gearing system & enlarged drag system. The drag surface areas on this system are more than 50% larger than a standard gear-box design. For the gear system, the major advantage is that the gear teeth are substantially larger, allowing more strength & cranking power. This is how we are able to offer a high-speed gear ratio reel without sacrificing cranking power. Our XL gearing system essentially turns your reel into a winch.



LEVER DRAG DUAL FORCE DRAG

For extremely smooth & strong drag outputs, Okuma's Makaira and Alijo's 2-speed reels are designed with a patented Dual Force Drag system. This drag system is specifically engineered to be mounted in the right side of the spool, designed around a Pull Bar Drag System which keeps all mechanical workings in precise alignment & places no pressure on the frame. This system works in conjunction with a custom designed thrust bearing, which alleviates side load at heavy drag settings.



MACHINED RIGID FRAME

Okuma's Machined Rigid Frame construction incorporates a one-piece fully-machined aluminum frame. These rigid bar-stock aluminum frames are the ultimate in precision alignment & tolerances withstanding more pressure & torque than any other material used in our industry for frame materials. Okuma features these anodized frames on fly reels, baitcast reels, lever drag reels & star drag trolling reels.



2-SPEED GEARING

Okuma's 2-speed technology incorporates two sets of stainless steel main & pinion gears, allowing anglers the option of a high-speed gear ratio or a powerful low-speed gear ratio for maximum power & torque. To shift gears it is as easy as pushing a button or popping a lever with Okuma's unique shifting design to obtain the appropriate gear ratio you desire.



BODY ARMOR

Okuma's stainless steel Body Armor eliminates the frame flex commonly found in graphite framed trolling reels. This feature incorporates two large stainless steel rings that are mounted to both sides of the frame. The harness lugs are integrated into the body armor design & eliminate the pressure commonly placed on the harness lugs by redistributing the pressure to these large-diameter rings.



SPEED LOC PINION GEAR SYSTEM

The SLG technology incorporates a dual-step pinion gear system on star drag reels that allows positive engaging at extreme high speeds. The SLG system allows for instant gear engagement when engaging from freespool to strike at speeds in excess of 50 MPH.



MSS

Strong, Stable, Smooth - Okuma's Mechanical Stabilizing System is a support system that ties the spool shaft, pinion gear, pinion gear bearing, drive shaft & main gear together with a single support system. While other reels on the market offer minimal or no gear stabilization, this patented Okuma design allows all of these critical parts to stay in precise alignment. Designed specifically to hold up to the demands of braided & wire line fishing, the MSS support system stabilizes the spool shaft at 3 key stress points to eliminate flex under pressure - which directly translates into a reel that is more durable, stronger & smoother than the competition.




MCS

Okuma's Magnetic Control System is a fully-sealed, 100% waterproof cast control system that reduces backlash & improves casting distance by utilizing the magnetic field generated by the high RPM spinning of the spool during casting. The magnetic field is influenced by the adjustable cast control magnet which exerts an opposing force & allows for minute & accurate adjustments.



STRIKE ZONE

Okuma's Strike Zone linecounter system incorporates a mechanical counter that precisely measures line based on spool revolutions. These counters measure in feet & are calibrated at the factory to be most accurate with a full spool & monofilament lines.



WIDE MOUTH LEVELWIND

This heavy-duty, stainless steel levelwind is Titanium coated & built to withstand the punishment of both braided & wire lines. The guide has been designed with an increased opening to insure proper knot clearance when fishing with double lines. This wide space allows for Albright or similar connection knots, as well as swivels & copper line to pass through the guide easier & be wound directly on the spool.



T-BAR HANDLE

T-Bar Handle: The patented design of the T-Bar handle offers a true ergonomically correct angle to ensure an angler gets maximum power with minimum fatigue. The T-bar takes full advantage of the natural dynamics of the human hand, wrist & forearm to help sustain power & endurance for the angler.



ERGO GRIP

The Ergo Grip handle knob is an extremely comfortable oversized handle-knob design for both speed & power. This soft-touch knob has been ergonomically designed to fit in the palm of your hand & will be found on certain Okuma lever drag reels, star drag reels & some spinning reel models.



HIPPO GRIP

The Hippo Grip is a unique reel-clamp design that serves triple duty when fishing offshore. This heavy-duty, forged aluminum reel clamp securely supports your reel to the rod for maximum safety. This clamp also incorporates a small hole that was designed to be used with a safety line for trolling. On the rear of the clamp is a large diameter hole that was designed to be used as a trigger. The large hole should be mounted facing the butt of the rod.



CRC

Okuma's Corrosion Resistance Coating (CRC) consists of a thin layer of Corrosion X HD applied to all internal & external parts. The CRC process actually penetrates & bonds to the metal, which helps significantly in the reduction of corrosion, & towards the long term protection of your reel.





SPINNING REELS

Spinning reels are an opportunity. Worldwide, they're most often the very first reel a beginning angler picks up. For many, they're the only reel type that's ever needed. As such, spinning reels define the experience from pond panfish to offshore big game. At every level the Okuma selection is angler-centric, delivering a fantastic fishing experience through better design, materials & construction techniques. Our reels need to inspire participation today, tomorrow & in the future ahead, a responsibility we gladly accept.



MAXGEAR REACH FOR THE MAX

Okuma's Makaira spinning reels are in a class of their own, featuring a forged stainless steel, machined MAXGEAR. While the majority of reels in this category feature bronze, aluminum or simple machine cut stainless steel gears, the Makaira's class leading main gears are machine cut forged stainless steel. We ported the main gear and incorporated other design elements to keep it light weight enough for you to fish all day. No compromises were made in the internal design of MAXGEAR. The pinion gear and heat treated spool shaft are 17-4 grade machine cut stainless steel. They are rust proof and were optimized to work with braided line and the reels high-output drag.

MAKAIRA[®] SPINNING REEL


Derived from the Okuma 4D Concept which focuses on Design, Drive, Drag & Durability as core performance elements, Makaira spinning reels are built from the ground up to be the toughest, most durable spinning reels an angler can own. Constructed from the finest & strongest materials available, Makaira series reels are big game reels developed to pursue everything from Giant Trevally, trophy-sized Yellowtail & Amberjack, to the most formidable adversaries in the ocean, like giant Bluefin Tuna, Marlin, cow Yellowfin Tuna & large sharks.



MAXGEAR


Makaira reels feature a forged, machine cut stainless steel main gear paired with a 17-4 stainless steel pinion gear. This gear system is unmatched in this category.

The Makaira is unmatched in elite level spinning reels with a forged, machine cut aluminum body, sideplate & rotor. There are no die-cast parts on this reel. The Mak is the elite reel in the category, with a complete forged aluminum housing.






IPX7
WATERPROOF



Makaira spinning reels are engineered to withstand the most brutal conditions the ocean can offer. To accomplish this, we equipped this series with 23 different oil-retaining o-rings & gaskets. Our engineers made this reel impervious to the elements & by making it water tight, all the internal mechanisms are sealed & protected from salt. The result is the best-of-the-best when it comes to big game fishing reels.

The Makaira drag system utilizes the complete surface area of the carbon fiber drag washers; the system has been engineered to make full contact with the outer edges of our carbon washers, which maximizes efficiency & the ability to deliver high drag outputs. The DFD concept applies pressure to both sides of the spool in order to maximize use of the available surface area, enlarging the working surfaces of our drag system which dramatically improves heat dissipation.



MAKAIRA[®] SPINNING REEL

MAKAIRA SPINNING REELS

- Forged aluminum, machine cut body/sideplate
- Forged aluminum, machine cut Cyclonc Flow rotor
- Forged stainless steel main gear for ultimate power & strength
- Precision machine cut 17-4 grade stainless steel pinion gear
- Oversized 17-4 grade stainless steel spool shaft reduces flex
- Hydro Sealed Body & DFD system for maximum protection
- Carbonite high output drag with Cal's drag grease on full DFD
- Customized pre-set drag system, works like a lever drag reel
- 9HPB + 1RB corrosion resistant stainless steel bearings
- Dual anti-reverse system for maximum strength & reliability
- Quick-Set stainless steel German anti-reverse roller bearing
- CRC: Corrosion-resistant coating process
- Machined aluminum, 2-tone anodized spool with LCS lip
- Machined aluminum screw-in handle arm for added strength
- Right & Left handles are designed differently: Order by Rt/Lt
- Heavy duty, solid aluminum bail wire with manual trip function
- Rotor brake system works in conjunction with manual bail trip
- Machined aluminum handle knob on 20,000 & 30,000 size.
- Ergo Grip, Rubber Soft Touch handle on 10,000 size



MK-10000R
(Right Hand Model)



MK-30000LS
(Left Hand Model)



MK-20000LS
(Left Hand Model)



MODEL	GEAR RATIO	BEARINGS	WEIGHT (G)	LINE RETRIEVE (CM)	MAX DRAG FORCE (KG)	MONO LINE CAPACITY (DIAMETER IN MM.)
MAKAIRA SPINNING REELS						
MK-10000L*	4.9:1	9HPB + 1RB	810	101.6	25	0.35/380, 0.40/300, 0.45/225
MK-20000LS*	5.8:1	9HPB + 1RB	997	131.1	30	0.45/450, 0.50/370, 0.55/300
MK-30000LS*	5.8:1	9HPB + 1RB	1107	166.9	30	0.55/530, 0.60/450, 0.65/380
MK-10000R	4.9:1	9HPB + 1RB	810	101.6	25	0.35/380, 0.40/300, 0.45/225
MK-20000RS	5.8:1	9HPB + 1RB	997	131.1	30	0.45/450, 0.50/370, 0.55/300
MK-30000RS	5.8:1	9HPB + 1RB	1107	166.9	30	0.55/530, 0.60/450, 0.65/380

*Left Handed Retrieve

TESORO

TESORO SPINNING REELS

- Alumilite frame construction
- Aluminum body, sideplates and Cyclonic Flow Rotor
- Oversized precision machine cut C6191 brass main gear
- Precision machine cut C6191 grade brass pinion gear
- Oversized titanium spool shaft to reduce flex
- Carbonite high output Dual Force Drag (DFD) System with Cal's drag grease
- Hydro Sealed Body for maximum protection
- Full Waterproof Body (1 meter submersion up to 30 mins, IPX7 rating)
- Flite Drive system increases gear stability and smoothness
- Line roller with Diamond Like Carbon - (DLC) process
- 12HPB + 1RB corrosion resistant stainless-steel bearings
- Dual anti-reverse system for maximum strength and reliability
- Machined aluminum screw-in handle arm for added strength
- CRC: Corrosion-resistant coating process
- Machined aluminum, 2-tone anodized spool with LCS lip
- Heavy duty, one-piece solid aluminum bail wire
- Gearing Stabilization Design
- Rotor brake system works in conjunction with manual bail trip



TSR-8000PA



TSR-14000PA



	MODEL	GEAR RATIO	BEARINGS	WEIGHT (G)	LINE RETRIEVE (CM)	MAX DRAG FORCE (KG)	MONO LINE CAPACITY (DIAMETER IN MM.)
TESORO HIGH-SPEED SPINNING REELS							
NEW	TSR-5000HA	5.8:1	12HPB+1RB	449	98	15	0.30/240, 0.35/170, 0.40/125
NEW	TSR-5000XA	6.2:1	12HPB+1RB	449	105	15	0.30/240, 0.35/170, 0.40/125
NEW	TSR-6000HA	5.8:1	12HPB+1RB	450	105	15	0.30/310, 0.35/220, 0.40/160
NEW	TSR-6000XA	6.2:1	12HPB+1RB	450	112	15	0.30/310, 0.35/220, 0.40/160
	TSR-8000HA	5.8:1	12HPB+1RB	697	112	25	0.40/230, 0.45/180, 0.50/140
	TSR-10000HA	5.8:1	12HPB+1RB	714	121	25	0.40/290, 0.45/220, 0.50/175
	TSR-14000HA	5.8:1	12HPB+1RB	714	126	25	0.40/370, 0.45/290, 0.50/230
TESORO LOW-SPEED SPINNING REELS							
	TSR-8000PA	4.9:1	12HPB+1RB	697	93	25	0.40/230, 0.45/180, 0.50/140
	TSR-10000PA	4.9:1	12HPB+1RB	714	101	25	0.40/290, 0.45/220, 0.50/175
	TSR-14000PA	4.9:1	12HPB+1RB	714	105	25	0.40/370, 0.45/290, 0.50/230
	TSR-18000PA	4.4:1	12HPB+1RB	928	106	25	0.50/320, 0.55/260, 0.60/215
	TSR-20000PA	4.4:1	12HPB+1RB	928	111	25	0.50/385, 0.60/260, 0.70/180

TESORO

**RISING FROM
A LINEAGE OF
STRENGTH**



ALUMILITE FRAME CONSTRUCTION - ALUMINUM BODY, SIDEPLATE AND CYCLONIC FLOW ROTOR

AlumiLite construction incorporates Okuma's rigid aluminum body technology on spinning, trolling and fly reel designs. Aluminum frames are stronger and more rigid and can withstand more pressure and torque than traditional graphite frames. These lightweight, diecast aluminum frames provide more precise tolerances for precision gear alignment, maximum castability and ultimate durability.




OVERSIZED TITANIUM SPOOL SHAFT REDUCES FLEX



HEAVY DUTY, ONE PIECE SOLID ALUMINUM BAIL WIRE

The one-piece bail is a seamless design that reduces friction on the bail, allowing unobstructed line entry into the roller.




OVERSIZED PRECISION MACHINE CUT ALLOY MAIN GEAR

Under the traditional high-strength HDGII, Okuma enlarged the main gear to provide better strength and higher gear ratio. Taking the 10000-size as an example, the Tesoro spinning main gear is larger than conventional by 12%.



DIAMOND-LIKE CARBON (DLC) EVEN FLOW ROLLER SYSTEM WITH DLC COATING

The EFR II with DLC coating greatly reduces line friction allowing the fishing line to run more smoothly over this smooth surface, prolonging the life of the fishing line and the prevention of line twist.



FULL WATERPROOF BODY


(1 METER SUBMERSION FOR UP TO 30 MINS, IPX7 RATING)

In order to deal with the harsh saltwater environment, Okuma engineers developed a full waterproof body, reaching an IPX7 rating (1 meter submersion for up to 30 minutes). Giving anglers peace of mind when in saltwater environments.



CARBONITE HIGH OUTPUT DUAL FORCE DRAG (DFD) SYSTEM

DFD incorporates both surfaces of the spool to maximize high-end drag pressure, efficiency and overall smoothness. Mounted in the top of the spool and protected by the Hydro Block system is a multi-disc carbon drag system that works in conjunction with a secondary drag system that is mounted under the spool. Even pressure is applied to both surfaces of the spool for maximum stability and significantly increased drag output compared to traditional single drag systems.



HIGH PERFORMANCE BALL BEARINGS

The balls used on the HPB's are constructed from the same high-grade stainless-steel material as the bearing housing. These bearings were designed to be 10 times more resistant to saltwater than standard stainless-steel bearings.



FLITE™ DRIVE

In standard reels, when the main shaft is moved up and down, a large area of friction is generated with the inner hole of the pinion gear, which causes you to feel resistance when turning. To reduce drag and achieve the lightness of rotation, we hollowed out the center of the pinion gear to reduce friction with the shaft. This change helps create a zero inertia start up and an incredibly light feel when turning the handle.



GEARING STABILIZATION DESIGN

This design provides excellent support on the top, middle and bottom of the pinion gear, making the gears extremely stable and durable.





SA-8000A



SA-10000A

SALINA

SALINA SPINNING REELS

- Rigid and corrosion resistant LITECAST construction
- Carbonite high output Dual Force Drag (DFD) System with Cal's drag grease
- Multi-disc drag adjustment for more precise settings
- Even Flow Roller System with DLC coating
- Gear stabilization design
- 6HPB + 1RB corrosion resistant stainless-steel bearings
- CRC: Corrosion resistant coating process
- Dual anti-reverse: Quick-Set and ratchet system
- HDGII: Corrosion resistant, High density gearing II
- Precision machine cut brass pinion gear
- Manual bail trip function for ultimate reliability
- Machined aluminum, 2-tone anodized spool
- Machined aluminum, screw-in handle
- Machined aluminum, 2-tone anodized round knob



MODEL	GEAR RATIO	BEARINGS	WEIGHT (G)	LINE RETRIEVE (CM)	MAX DRAG FORCE (KG)	MONO LINE CAPACITY (DIAMETER IN MM.)
SALINA SPINNING REELS						
SA-4000HA	5.8:1	6HPB+1RB	405	90	15	0.25/280, 0.30/185, 0.35/130
SA-5000HA	5.8:1	6HPB+1RB	422	95	15	0.30/240, 0.35/170, 0.40/125
SA-6000HA	5.8:1	6HPB+1RB	432	101	15	0.30/315, 0.35/220, 0.40/165
SA-8000A	5.4:1	6HPB+1RB	650	103	20	0.40/230, 0.45/180, 0.50/140
SA-10000A	5.4:1	6HPB+1RB	666	112	20	0.40/290, 0.45/220, 0.50/175
SA-14000A	5.4:1	6HPB+1RB	668	116	20	0.40/370, 0.45/290, 0.50/230

**H: High gear ratio *A: Generation

SALINA

—
**PERFORMANCE BY
LIGHTWEIGHT**






MAG-ALLOY CONSTRUCTION DESIGN

Okuma's LITECAST construction design is 15% lighter than former Azores reels while maintaining maximum strength and durability.



CARBONITE HIGH OUTPUT DUAL FORCE DRAG (DFD) SYSTEM

DFD incorporates both surfaces of the spool to maximize high-end drag pressure, efficiency and overall smoothness. Mounted in the top of the spool and protected by the Hydro Block system is a multi-disc felt drag system that works in conjunction with a secondary drag system that is mounted under the spool. Even pressure is applied to both surfaces of the spool for maximum stability and significantly increased drag output compared to traditional single drag systems.



DIAMOND-LIKE CARBON (DLC) EVEN FLOW ROLLER SYSTEM WITH DLC COATING

The EFR II with DLC coating greatly reduces line friction allowing the fishing line to run more smoothly over this smooth surface, prolonging the life of the fishing line and the prevention of line twist.

GEARING STABILIZATION DESIGN

Ultimate pinion stability for perfect main gear adjustment: super smooth gearing feeling and high durability.



HIGH PERFORMANCE BEARING (HPB)

6 high performance ball bearings provide the Salina reels with outstanding smoothness and reliability in saltwater fishing environments. The balls used on the HPB's are constructed from the same high-grade stainless-steel material as the bearing housing.



CJ-5000H

CJ-8000

CEDROS

CEDROS REELS

- DFD: Precision Dual Force Drag system
- Multi-disc drag adjustment for more precise settings
- LITECAST: Body construction is 15% lighter
- CRC: Corrosion resistant coating process
- 6HPB + 1RB corrosion resistant stainless steel bearings
- Dual anti-reverse feature on 8000-14000 sizes
- Quick-Set anti-reverse roller bearing
- Manual bail trip function 8000-14000 sizes
- HDGII: Corrosion resistant, High density gearing
- Precision machine cut brass pinion gear
- Machined aluminum, 2-tone anodized spool
- Machined aluminum, screw-in handle arm

Specifically designed for saltwater use, the Cedros spinning reels feature Okuma's Litecast Blade body design, Dual Force Drag System for extreme stopping power & our proprietary High Density Gearing with a special corrosion resistant coating. Combine this with a high-speed gear ratio & a customized aluminum handle, you have one of the best saltwater jig fishing reels on the market.



MODEL	GEAR RATIO	BEARINGS	WEIGHT (G)	LINE RETRIEVE (CM)	MAX DRAG (KG)	MONO LINE CAPACITY (DIAMETER IN MM.)
CEDROS SPINNING REELS						
CJ-4000H	5.8:1	6HPB+1RB	380	90	15	0.25/280, 0.30/185, 0.35/130
CJ-5000H	5.8:1	6HPB+1RB	397	95	15	0.30/240, 0.35/170, 0.40/125
CJ-6000H	5.8:1	6HPB+1RB	405	101	15	0.30/315, 0.35/220, 0.40/165
CJ-8000	5.4:1	6HPB+1RB	624	104	20	0.40/230, 0.45/180, 0.50/140
CJ-10000	5.4:1	6HPB+1RB	643	112	20	0.40/290, 0.45/220, 0.50/175
CJ-14000	5.4:1	6HPB+1RB	646	116	20	0.40/370, 0.45/290, 0.50/230



MAG-ALLOY CONSTRUCTION DESIGN

Okuma's LITECAST® construction design is 15% lighter than former Azores reels while maintaining maximum strength and durability.



DUAL FORCE DRAG SYSTEM

DFD incorporates both surfaces of the spool to maximize high-end drag pressure, efficiency and overall smoothness. Mounted in the top of the spool and protected by the Hydro Block system is a multi-disc felt drag system that works in conjunction with a secondary drag system that is mounted under the spool. Even pressure is applied to both surfaces of the spool for maximum stability and significantly increased drag output compared to traditional single drag systems.



HIGH PERFORMANCE BEARING (HPB)

6 high performance ball bearings provide Cedros with outstanding smoothness and reliability in saltwater fishing environments. The balls used on the HPB's are constructed from the same high-grade stainless steel material as the bearing housing.



GEARING STABILIZATION DESIGN

Ultimate pinion stability for perfect main gear adjustment : super smooth gearing feeling and high durability.





AZORES SALTWATER REELS

- DFD: Precision Dual Force Drag system
- Precision click drag adjustment for more precise settings
- Multi-disc, Carbonite & felt drag washers for DFD
- 6HPB + 1RB corrosion resistant stainless steel bearings
- Quick-Set anti-reverse roller bearing plus ratchet system
- Dual anti-reverse system for maximum security
- Precision machine cut brass pinion gear
- CRC: Corrosion-resistant coating process
- HDGII: Corrosion-resistant, High density gearing
- ALC: Rigid diecast aluminum body, sideplate & rotor
- MSS: carbon Mechanical Stabilizing System
- Machined aluminum, 2-tone anodized spool with LCS lip
- Machined aluminum handle arm for added strength
- Hydro Block water tight drag seal
- Heavy duty, solid aluminum bail wire

MODEL	GEAR RATIO	BEARINGS	WEIGHT (G)	LINE RETRIEVE(CM)	MAX DRAG FORCE (KG)	MONO LINE CAPACITY (DIAMETER IN MM.)
AZORES SPINNING REELS						
AZORES-4000	5.8:1	6HPB+1RB	341	90.9	13	0.30/180, 0.35/135, 0.40/105
AZORES-5500	5.8:1	6HPB+1RB	524	104.6	13	0.35/250, 0.40/190, 0.50/125
AZORES-6500	5.4:1	6HPB+1RB	730	110.2	20	0.35/390, 0.40/300, 0.50/185
AZORES-8000	5.4:1	6HPB+1RB	748	120.4	20	0.45/310, 0.50/250, 0.55/210
AZORES-9000	5.4:1	6HPB+1RB	750	120.4	20	0.45/350, 0.50/280, 0.55/240



AZORES XP REELS

- DFD: Precision Dual Force Drag system
- Precision click drag adjustment for more precise settings
- Multi-disc, Carbonite and felt drag washers for DFD
- 6HPB + 1RB corrosion resistant stainless steel bearings
- Quick-Set anti-reverse roller bearing plus ratchet system
- Dual anti-reverse system for maximum security
- Precision machine cut brass pinion gear
- CRC: Corrosion-resistant coating process
- HDGII: Corrosion-resistant, High density gearing
- ALC: Rigid diecast aluminum body, sideplate and rotor
- MSS: carbon Mechanical Stabilizing System
- Machined aluminum, 2-tone anodized spool with LCS lip
- Machined aluminum handle arm for added strength
- Hydro Block water tight drag seal
- Heavy duty, solid aluminum bail wire

MODEL	GEAR RATIO	BEARINGS	WEIGHT (G)	LINE RETRIEVE(CM)	MAX DRAG FORCE (KG)	MONO LINE CAPACITY (DIAMETER IN MM.)
AZORES XP HIGH-SPEED SPINNING REELS						
ZXP-4000H	5.8:1	6HPB+1RB	335	91	13	0.25/290, 0.30/200, 0.35/150
ZXP-6000H	5.8:1	6HPB+1RB	526	105	13	0.30/300, 0.35/220, 0.40/170
ZXP-8000H	5.4:1	6HPB+1RB	720	110	20	0.40/250, 0.45/200, 0.50/160
ZXP-14000H	5.4:1	6HPB+1RB	738	120	20	0.40/370, 0.45/290, 0.50/240
ZXP-16000H	5.4:1	6HPB+1RB	740	120	20	0.40/420, 0.45/335, 0.50/270
AZORES XP LOW-SPEED SPINNING REELS						
ZXP-6000P	4.8:1	6HPB+1RB	526	87	13	0.30/300, 0.35/220, 0.40/170
ZXP-8000P	3.8:1	6HPB+1RB	720	77	20	0.40/250, 0.45/200, 0.50/160
ZXP-14000P	3.8:1	6HPB+1RB	738	84	20	0.40/370, 0.45/290, 0.50/240
ZXP-16000P	3.8:1	6HPB+1RB	740	84	20	0.40/420, 0.45/335, 0.50/270





ATSW-7000

ATOMIC SW

ATOMIC SW REELS

- Corrosion resistant graphite body and rotor
- Multi-stop anti-reverse system
- Aluminum anodized spool
- Multi-disc, Japanese oiled felt drag washers
- RESII: Computer balanced Rotor Equalizing System
- EFR II : Even Flow Line Roller
- ABS T-shape handle knob
- Graphite spare spool



MODEL	GEAR RATIO	BEARINGS	WEIGHT (G)	LINE RETRIEVE (CM)	MAX DRAG FORCE (KG)	MONO LINE CAPACITY (DIAMETER IN MM.)
ATOMIC CARP SPINNING REELS						
ATSW-7000	4.5:1	3BB	590	103	15	0.33/370, 0.35/325, 0.38/270



HSX-40

Helios SX

HELIOS SX REELS

- Lightweight C-40X carbon frame & sideplates
- C-40X Cyclonic Flow Rotor for corrosion resistance
- TCA: Torsion Control Armor reduces twisting
- 8HPB + 1RB corrosion resistant stainless steel bearings
- Quick-Set anti-reverse roller bearing
- Precision machine cut brass pinion gear
- ALG: Precision AlumLite alloy main gear & oscillating gears
- Rigid, machined aluminum, anodized handle
- Lightweight, EVA handle knobs for comfort
- Precision Elliptical Gearing system
- Machined aluminum, 2-tone anodized spool
- Heavy duty, solid aluminum bail wire
- RESII: Computer balanced Rotor Equalizing System



MODEL	GEAR RATIO	BEARINGS	WEIGHT (G)	LINE RETRIEVE (CM)	MAX DRAG FORCE (KG)	MONO LINE CAPACITY (DIAMETER IN MM.)
HELIOS SX SPINNING REELS						
HSX-20	5.0:1	8HPB + 1RB	180	60.7	3	0.15/240, 0.20/140, 0.25/90
HSX-30	5.0:1	8HPB + 1RB	202	68.6	6	0.20/300, 0.25/200, 0.30/130
HSX-40	5.0:1	8HPB + 1RB	262	76.2	6	0.25/260, 0.30/180, 0.35/130

ITX CB



PERFORMANCE BY
LIGHTWEIGHT






ITX CB



ITX CB CARBON SPINNING REELS

- Lightweight & rigid C-40X rotor & TCA construction
- Flite Drive system increases gear stability and smoothness
- Multi-disk Carbonite drag washers with Hydro Block gasket
- A7075 spool shaft and key drag washers for reduced weight
- 7HPB + 1RB High Performance, grease packed bearings
- CFR: Cyclonic Flow Rotor Technology
- Reversible screw in Carbon fiber handle design
- Lightweight and comfortable EVA handle knobs
- Precision machine cut brass pinion gear
- Quick-Set anti-reverse roller bearing
- Machined aluminum, super light anodized aluminum spool
- Heavy duty, solid aluminum bail wire with DLC line roller
- RESII: Computer balanced Rotor Equalization System



ICB-3000HA

	MODEL	GEAR RATIO	BEARINGS	WEIGHT (G)	LINE RETRIEVE (CM)	MAX DRAG FORCE (KG)	MONO LINE CAPACITY (DIAMETER IN MM.)
ITX CB SPINNING REELS							
NEW	ICB-1000HA	5.8:1	7HPB + 1RB	188	73	3	0.15/255, 0.20/140, 0.25/90
NEW	ICB-2500HA	6.0:1	7HPB + 1RB	224	85	8	0.20/250, 0.25/165, 0.30/110
NEW	ICB-3000HA	6.0:1	7HPB + 1RB	224	85	8	0.20/310, 0.25/200, 0.30/130
NEW	ICB-4000HA	6.0:1	7HPB + 1RB	264	94	10	0.25/280, 0.30/185, 0.35/130

LIGHTWEIGHT AND RIGID C-40X CARBON BODY AND ROTOR

The lightweight and rigid C-40X long strand carbon fiber is featured in the body and rotor give and provide extra strength where it is needed the most.



SUPER LIGHTWEIGHT SPOOL


Okuma has significantly reduced the weight of the aluminum spool in the ITX CB reel. They have achieved a remarkable 30% reduction when compared to the current ITX model.



DIAMOND-LIKE CARBON(DLC)

EVEN FLOW ROLLER SYSTEM WITH DLC COATING

The Even Flow Roller System with DLC coating greatly reduces line friction allowing the line to run smoothly, prolonging the life of the line and preventing line twist.



CFR: CYCLONIC FLOW ROTOR TECHNOLOGY


MINIMIZING REEL CORROSION

Cyclonic Flow Rotor (CFR) was designed to create "cyclonic" airflow, which significantly increases air around the rotor, beneath and around the spool, with every turn of the handle. This thoroughly tested design allows for a much faster drying time if the reel becomes wet, minimizing corrosion and extending longevity of the reel.



CARBON HANDLE ARM FOR ENHANCED CONTROL

Enhancing both style and functionality, the ITX CB reel also boasts a Carbon handle arm, complemented by a comfortable felt EVA knob. This winning combination not only adds a touch of elegance to the reel's design but also provides anglers with a superior grip and enhanced control.



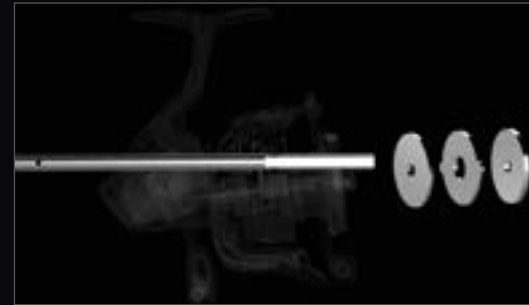
FLITE™ DRIVE

To increase the lightness of rotation and reduce drag, Okuma incorporated a hollowed-out center design in the pinion gear. By reducing friction between the gear and the shaft, anglers can experience a seamless, zero-inertia start-up and a remarkably light and effortless handle turn.




ALUMINUM 7075 SPOOL SHAFT AND KEY WASHER TO REDUCE WEIGHT

The Aluminum 7075 spool shaft and key washer within the ITX CB are also designed to reduce weight.



CARBONITE DRAG WASHERS WITH HYDRO BLOCK GASKET

Maximizing high-end drag pressure, efficiency, and overall smoothness, the ITX CB features a multi-disc drag system crafted from premium carbon fiber. Enhanced by the Hydro Block gasket, this innovative combination ensures unparalleled performance on the water.





ITX-1000



ITX-3000H

ITX

ITX CARBON SPINNING REELS

- Lightweight and rigid C-40X carbon TCA and rotor
- Multi-disc, carbon fiber drag system with Hydro Block gasket
- 7HPB + 1RB High Performance, grease packed bearings
- Quick-Set anti-reverse roller bearing
- CFR: Cyclonic Flow Rotor Technology
- Machined aluminum screw in handle design
- TGT Grip: Traction Grip Technology
- High speed on all models
- Precision machine cut brass pinion gear
- Machined aluminum, 2-tone anodized aluminum spool
- Heavy duty, solid aluminum bail wire
- RESII: Computer balanced Rotor Equalization System
- Slow oscillation system for improved line lay

MODEL	GEAR RATIO	BEARINGS	WEIGHT (G)	LINE RETRIEVE (CM)	MAX DRAG FORCE (KG)	MONO LINE CAPACITY (DIAMETER IN MM.)
ITX HIGH-SPEED SPINNING REELS						
ITX-1000H	5.8:1	7HPB + 1RB	200	73	3	0.15/250, 0.20/140, 0.25/90
ITX-2500H	6.0:1	7HPB + 1RB	235	85	8	0.20/250, 0.25/165, 0.30/110
ITX-3000H	6.0:1	7HPB + 1RB	235	85	8	0.20/300, 0.25/200, 0.30/130
ITX-4000H	6.0:1	7HPB + 1RB	285	94	10	0.25/260, 0.30/180, 0.35/130
ITX STANDARD-SPEED SPINNING REELS						
ITX-1000	5.0:1	7HPB + 1RB	200	61	3	0.15/250, 0.20/140, 0.25/90
ITX-2500	5.0:1	7HPB + 1RB	235	69	8	0.20/250, 0.25/165, 0.30/110
ITX-3000	5.0:1	7HPB + 1RB	235	69	8	0.20/300, 0.25/200, 0.30/130
ITX-4000	5.0:1	7HPB + 1RB	285	76	10	0.25/260, 0.30/180, 0.35/130

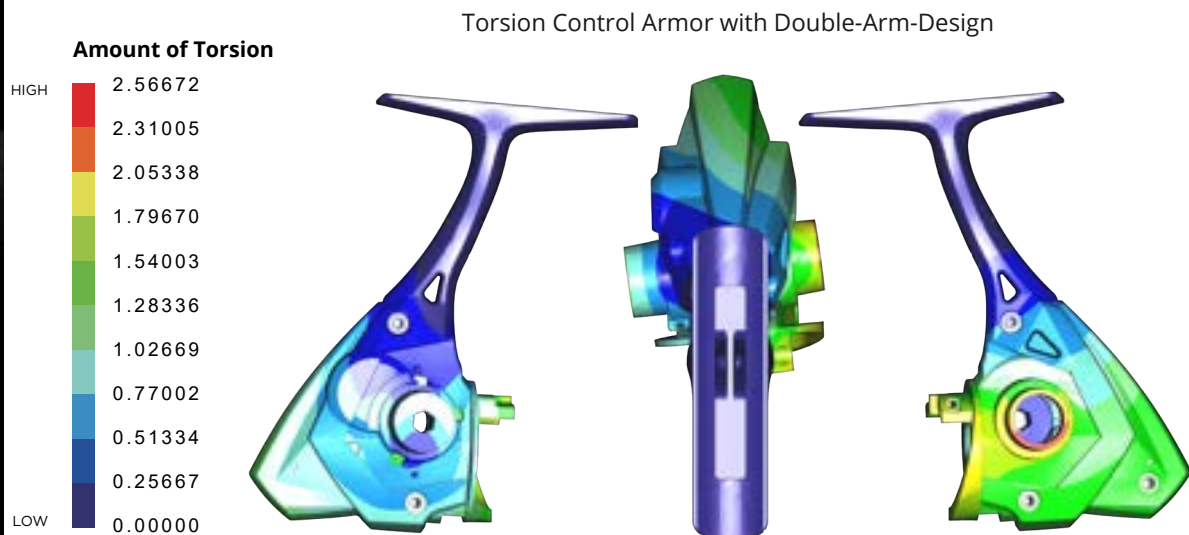
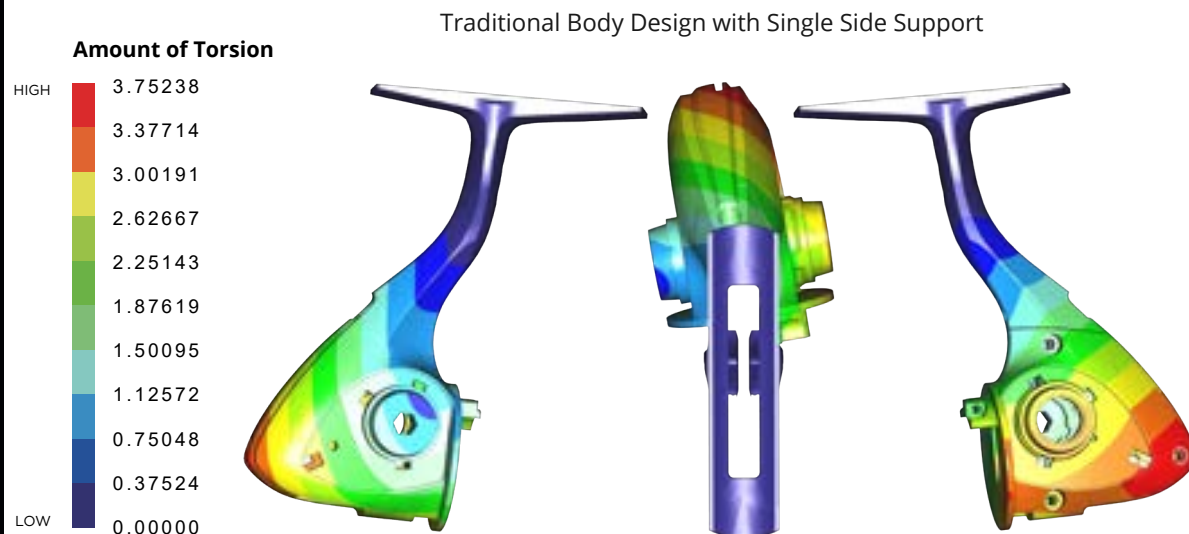
LIGHTWEIGHT AND RIGID C-40X CARBON TCA AND ROTOR

The lightweight and rigid C-40X long strand carbon fiber is featured in TCA and rotor to give and provide extra strength where it is needed the most.



Strengthen Against Weak Points

While traditional spinning body designs utilize single-side support, Torsion Control Armor uses a durable double-arm design to help decrease pressure from weak areas and body twisting points.



INSPIRA

**INSPIRED BY
PERFORMANCE**





ISX-C2000HA



ISX-3000HA



ISX-C5000XA

INSPIRA

INSPIRA SPINNING REELS

- Lightweight and rigid aluminum TCA AL construction
- Flite Drive system increases gear stability and smoothness
- Gearing stabilization design
- Multi-disk Carbonite and stainless-steel drag washer system
- 8BB+1RB Stainless steel bearings for ultimate smoothness
- Quick-Set anti-reverse roller bearing
- HDG+ main gear with machine cut brass pinion gear
- Machined aluminum screw in handle design
- Lightweight, TPE handle knobs for maximum comfort
- Machined aluminum, braided line ready spool design
- Heavy duty, solid aluminum bail wire
- RESII: Computer balanced Rotor Equalizing System
- EFR-II: Even Flow Roller system with DLC coating

	MODEL	GEAR RATIO	BEARINGS	WEIGHT (G)	LINE RETRIEVE (CM)	MAX DRAG FORCE (KG)	MONO LINE CAPACITY (DIAMETER IN MM.)
INSPIRA STANDARD-SPEED SPINNING REELS							
NEW	ISX-C2000A	5.2:1	8BB+1RB	202	69	5	0.15/370, 0.20/210, 0.25/140
NEW	ISX-2500A	5.3:1	8BB+1RB	243	77	8	0.20/250, 0.25/165, 0.30/110
NEW	ISX-3000A	5.3:1	8BB+1RB	243	78	8	0.20/310, 0.25/200, 0.30/130
NEW	ISX-4000A	5.2:1	8BB+1RB	283	83	11	0.25/280, 0.30/185, 0.35/130
NEW	ISX-C5000A	5.2:1	8BB+1RB	285	88	11	0.30/240, 0.35/170, 0.40/125
NEW	ISX-C2000SA	5.2:1	8BB+1RB	202	69	5	PE0.6(0.128)-150m PE0.8(0.148)-105m PE1.0(0.165)-90m
NEW	ISX-2500SA	5.3:1	8BB+1RB	243	77	8	PE0.6(0.128)-210m PE0.8(0.148)-150m PE1.0(0.165)-125m
INSPIRA HIGH-SPEED SPINNING REELS							
NEW	ISX-C2000HA	6.0:1	8BB+1RB	202	79	5	0.15/370, 0.20/210, 0.25/140
NEW	ISX-2500HA	6.0:1	8BB+1RB	243	88	8	0.20/250, 0.25/165, 0.30/110
NEW	ISX-3000HA	6.0:1	8BB+1RB	243	88	8	0.20/310, 0.25/200, 0.30/130
NEW	ISX-4000XA	6.2:1	8BB+1RB	283	99	11	0.25/280, 0.30/185, 0.35/130
NEW	ISX-C5000XA	6.2:1	8BB+1RB	285	105	11	0.30/240, 0.35/170, 0.40/125
NEW	ISX-C2000SHA	6.0:1	8BB+1RB	202	79	5	PE0.6(0.128)-150m PE0.8(0.148)-105m PE1.0(0.165)-90m
NEW	ISX-2500SHA	6.0:1	8BB+1RB	243	88	8	PE0.6(0.128)-210m PE0.8(0.148)-150m PE1.0(0.165)-125m

*H: High gear ratio *X: Extreme gear ratio *S: Shallow spool *A: Generation





RIGID TCA ALUMINUM FOOT

The brand-new TCA features an advanced aluminum construction, setting it apart from the previous C-40X TCA. This upgraded aluminum TCA material offers remarkable rigidity and enhanced strength. The new aluminum TCA excels with its elevated torsion and flex resistance, ensuring exceptional stability even under intense pressure.



CFR: CYCLONIC FLOW ROTOR TECHNOLOGY

Cyclonic Flow Rotor (CFR) was designed to create "cyclonic" airflow, which significantly increases air around the rotor, beneath and around the spool, with every turn of the handle. This thoroughly tested design allows for a much faster drying time if the reel becomes wet, minimizing corrosion and extending longevity of the reel.



Under the original high-strength HDG-II, Okuma has enlarged the main gear to provide better strength and a higher gear ratio. Taking the 3000 sizes as an example, the Inspira main gear is larger than the standard gearing by 7%.



LIGHTWEIGHT AND MACHINED ALUMINUM SPOOL

Crafted with precision, the Inspira features a lightweight and durable machined aluminum spool. This remarkable construction not only reduces the overall weight of the reel but also ensures unparalleled performance and longevity.



HEAVY DUTY, SOLID ALUMINUM BAIL WIRE

The Inspira is equipped a heavy-duty, solid aluminum bail wire with unwavering strength and resilience, designed to resist distortion, even when faced with intense pressures.




SCREW-IN HANDLE DESIGN

The Inspira is also equipped with a light weight, machined Aluminum Screw-in Handle that screws directly into the reel, providing a direct and secure connection.



FLITE™ DRIVE

To increase the lightness of rotation and reduce drag, Okuma incorporated a hollowed-out center design in the pinion gear. By reducing friction between the gear and the shaft, anglers can experience a seamless, zero-inertia start-up and a remarkably light and effortless handle turn.



GEARING STABILIZATION DESIGN

To ensure ultimate support and reliability in every aspect of the pinion gear, Okuma has employed a revolutionary Gearing Stabilization Design that offers unparalleled stability and durability.



Ceymar CB

—
**LIGHTNESS AND
CONTROL**





Ceymar CB

CEYMAR CB SPINNING REELS

- HDG⁺ main gear with machine cut brass pinion gear
- EFR-II: Even Flow Roller system with DLC coating
- Reversible screw in Carbon fiber handle design
- Gearing stabilization design
- Flite Drive system increases gear stability and smoothness
- Lightweight and comfortable EVA handle knobs
- Precision machine cut brass pinion gear
- Heavy duty, solid aluminum bail wire
- Machined aluminum, super light anodized aluminum spool
- Multi-disk Carbonite drag washers with Hydro Block gasket
- 7HPB + 1RB High Performance, grease packed bearings
- Quick-Set anti-reverse roller bearing



CCB-3000HA



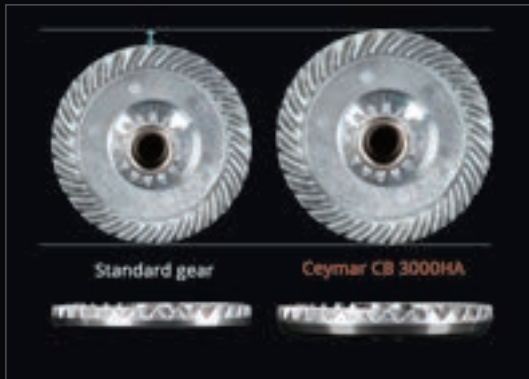
CCB-C5000XA



	MODEL	GEAR RATIO	BEARINGS	WEIGHT (G)	LINE RETRIEVE (CM)	MAX DRAG FORCE (KG)	MONO LINE CAPACITY (DIAMETER IN MM.)
CEYMAR CB SPINNING REELS							
NEW	CCB-C2000HA	6.0:1	7+1BB	200	79	5	0.15/370, 0.20/210, 0.25/140
NEW	CCB-3000HA	6.0:1	7+1BB	242	88	8	0.20/310, 0.25/200, 0.30/130
NEW	CCB-4000XA	6.2:1	7+1BB	274	99	10	0.25/280, 0.30/185, 0.35/130
NEW	CCB-C5000XA	6.2:1	7+1BB	287	105	10	0.30/240, 0.35/170, 0.40/125



Under the original high-strength HDG-II, Okuma has enlarged the main gear to provide better strength and a higher gear ratio. Taking the 3000 sizes as an example, the Ceymar CB main gear is larger than the standard gearing by 7%.



DIAMOND-LIKE CARBON (DLC)

The EFR II with DLC coating greatly reduces line friction allowing the fishing line to run more smoothly over this smooth surface, prolonging the life of the fishing line and the prevention of line twist.




FLITE™ DRIVE

To increase the lightness of rotation and reduce drag, Okuma incorporated a hollowed-out center design in the pinion gear. By reducing friction between the gear and the shaft, anglers can experience a seamless, zero-inertia start-up and a remarkably light and effortless handle turn.

CARBON HANDLE ARM FOR ENHANCED CONTROL

Enhancing both style and functionality, the Ceymar CB reel also boasts a Carbon handle arm, complemented by a comfortable felt EVA knob. This winning combination not only adds a touch of elegance to the reel's design but also provides anglers with a superior grip and enhanced control.



CARBONITE DRAG WASHERS WITH HYDRO BLOCK GASKET

Maximizing high-end drag pressure, efficiency, and overall smoothness, the Ceymar CB features a multi-disc drag system crafted from premium carbon fiber. Enhanced by the Hydro Block gasket, this innovative combination ensures unparalleled performance on the water.



GEARING STABILIZATION DESIGN

Provides excellent support on the top, middle and bottom of the pinion gear, making the gears extremely stable and durable.



Ceymar HD

CEYMAR HD REELS

- HDG+ main gear with machine cut brass pinion gear
- EFR-II: Even Flow Roller system with DLC coating
- Lightweight and machined aluminum screw in handle design
- Gearing stabilization design
- Flite Drive system increases gear stability and smoothness
- Precision machine cut brass pinion gear
- Heavy duty, solid aluminum bail wire
- Rotor brake
- Lightweight and machined aluminum spool
- Multi-disc, Japanese oiled felt drag system
- 7+1 for ultimate smoothness
- Quick-Set anti-reverse roller bearing



CHD-1000A



CHD-5000A

MODEL	GEAR RATIO	BEARINGS	WEIGHT (G)	LINE RETRIEVE (CM)	MAX DRAG FORCE (KG)	MONO LINE CAPACITY (DIAMETER IN MM.)
CEYMAR HD STANDARD-SPEED SPINNING REELS						
CHD-1000A	5.2:1	7BB+1BB	196	68	5	0.15/255, 0.20/140, 0.25/90
CHD-2500A	5.3:1	7BB+1BB	235	78	6	0.20/250, 0.25/165, 0.30/110
CHD-3000A	5.3:1	7BB+1BB	235	78	6	0.20/310, 0.25/200, 0.30/130
CHD-4000A	5.2:1	7BB+1BB	273	83	9	0.25/280, 0.30/185, 0.35/130
CHD-C5000A	5.2:1	7BB+1BB	276	88	9	0.30/240, 0.35/170, 0.40/125
CHD-1000SA	5.2:1	7BB+1BB	196	68	5	PE0.4(0.104mm)-100m PE0.6(0.128mm)-60m PE0.8(0.148mm)-40m
CHD-3000SA	5.3:1	7BB+1BB	234	78	6	PE0.6(0.128mm)-210m PE0.8(0.148mm)-150m PE1.0(0.165mm)-125m
CEYMAR HD HIGH-SPEED SPINNING REELS						
CHD-1000HA	6.0:1	7BB+1BB	196	79	5	0.15/255, 0.20/140, 0.25/90
CHD-2500HA	6.0:1	7BB+1BB	235	88	6	0.20/250, 0.25/165, 0.30/110
CHD-3000HA	6.0:1	7BB+1BB	235	88	6	0.20/310, 0.25/200, 0.30/130
CHD-4000XA	6.2:1	7BB+1BB	273	99	9	0.25/280, 0.30/185, 0.35/130
CHD-C5000XA	6.2:1	7BB+1BB	276	105	9	0.30/240, 0.35/170, 0.40/125
CHD-1000SHA	6.0:1	7BB+1BB	196	79	5	PE0.4(0.104mm)-100m PE0.6(0.128mm)-60m PE0.8(0.148mm)-40m
CHD-3000SHA	6.0:1	7BB+1BB	234	88	6	PE0.6(0.128mm)-210m PE0.8(0.148mm)-150m PE1.0(0.165mm)-125m

*H: High gear ratio *X: Extreme gear ratio *S: Shallow spool *A: Generation





Under the original high-strength HDG-II, Okuma has enlarged the main gear to provide better strength and a higher gear ratio. Taking the 3000 sizes as an example, the Ceymar HD main gear is larger than the standard gearing by 7%.




DIAMOND-LIKE CARBON (DLC)

EVEN FLOW ROLLER SYSTEM WITH DLC COATING

The EFR II with DLC coating greatly reduces line friction allowing the fishing line to run more smoothly over this smooth surface, prolonging the life of the fishing line and the prevention of line twist.



LIGHT WEIGHT AND MACHINED ALUMINUM SCREW-IN HANDLE DESIGN



GEARING STABILIZATION DESIGN

Provides excellent support on the top, middle and bottom of the pinion gear, making the gears extremely stable and durable.



FLITE™ DRIVE

In most reels, when the main shaft is moved up and down, a large area of friction is generated within the pinion gear which causes you to feel resistance when turning the handle. To reduce drag and achieve a free rotation, we hollowed out the center of the pinion to reduce friction with the shaft. This change to the pinion gear creates the ultimate in stabilization and a friction-free handle winding experience.



Ceymar A

**PERFORMANCE BY
EVOLUTION**



Ceymar A

CEYMAR A REELS

- Multi-disc, oiled felt drag system
- Flite drive system for increased smoothness
- 7BB+1RB for ultimate smoothness
- Quick-Set anti-reverse roller bearing
- CFR: Cyclonic Flow Rotor Technology
- Precision machine cut brass pinion gear
- Corrosion resistant frame, sideplate and rotor
- Rigid aluminum, black anodized handle design
- I-Shaped TPE handle knobs on 500-2500 sizes
- T-Shaped TPE handle knobs on 3000-4000 sizes
- Ergo grip handle knobs on 5000-8000 sizes
- Precision Elliptical Gearing system
- Machined aluminum, 2-tone anodized spool
- Heavy duty, solid aluminum bail wire
- RESII: Computer balanced Rotor Equalizing System



500A

3000A



6000A



	MODEL	GEAR RATIO	BEARINGS	WEIGHT (G)	LINE RETRIEVE (CM)	MAX DRAG FORCE (KG)	MONO LINE CAPACITY (DIAMETER IN MM.)
CEYMAR A SPINNING REEL							
NEW	C-500A	5.0:1	7BB+1RB	186	57	3	0.15/145, 0.20/80, 0.25/50
NEW	C-2000A	5.0:1	7BB+1RB	203	63	3	0.15/255, 0.20/140, 0.25/90
NEW	C-2500A	5.0:1	7BB+1RB	236	68	7	0.20/250, 0.25/165, 0.30/110
NEW	C-2500XA	6.2:1	7BB+1RB	236	84	7	0.20/250, 0.25/165, 0.30/110
NEW	C-3000A	5.0:1	7BB+1RB	236	68	7	0.20/265, 0.25/170, 0.30/115
NEW	C-3000XA	6.2:1	7BB+1RB	236	84	7	0.20/265, 0.25/170, 0.30/115
NEW	C-4000A	5.0:1	7BB+1RB	288	79	8	0.25/280, 0.30/185, 0.35/130
NEW	C-4000XA	6.2:1	7BB+1RB	288	97	8	0.25/280, 0.30/185, 0.35/130
NEW	C-6000A	4.5:1	7BB+1RB	449	81	15	0.30/315, 0.35/220, 0.40/165
NEW	C-8000A	4.8:1	7BB+1RB	628	96	16	0.40/230, 0.45/180, 0.50/140

CORROSION-RESISTANT GRAPHITE BODY

The Ceymar A is crafted with a corrosion-resistant graphite body, ensuring exceptional durability and longevity.



FLITE™ DRIVE

To increase the lightness of rotation and reduce drag, Okuma incorporated a hollowed-out center design in the pinion gear. By reducing friction between the gear and the shaft, anglers can experience a seamless, zero-inertia start-up and a remarkably light and effortless handle turn.



PRECISION ELLIPTICAL GEARING SYSTEM

The Precision Elliptical Gearing System advantage boils down to one thing & one thing only – performance. By regulating the speed of the spindle stroke, reels equipped with this system wind line more consistently & uniformly on the spool, resulting in level line lay. This creates less friction during casting for increased distance, greater accuracy & longer line life, as well as smoother, more uniform drag pressures. Pick up any Okuma reel equipped with this feature & feel for yourself the balance, smoothness & power that are all characteristics of the Precision Elliptical Gearing System.



HEAVY DUTY, SOLID ALUMINUM BAIL WIRE

The Ceymar A is equipped a heavy duty, solid aluminum bail wire with unwavering strength and resilience, designed to resist distortion, even when faced with intense pressures. heavy duty, solid aluminum bail wire with unwavering strength and resilience, designed to resist distortion, even when faced with intense pressures.



CFR: CYCLONIC FLOW ROTOR TECHNOLOGY

Cyclonic Flow Rotor (CFR) was designed to create “cyclonic” airflow, which significantly increases air around the rotor, beneath and around the spool, with every turn of the handle. This thoroughly tested design allows for a much faster drying time if the reel becomes wet, minimizing corrosion and extending longevity of the reel.



C-6000 AND 8000 - MODELS FEATURE ERGO GRIP HANDLE STYLE



500 to 2500



3000 to 4000



6000 to 8000

AVENGER



AV-3000LE

AV-8000

AVENGER REELS

- Multi-disc, Japanese oiled felt drag system
- 6BB + 1RB for ultimate smoothness & performance
- Quick-Set anti-reverse roller bearing
- Precision machine cut brass pinion gear
- Corrosion resistant frame, sideplate and rotor
- CFR: Cyclonic Flow Rotor technology
- Precision Elliptical Gearing system

MODEL	GEAR RATIO	BEARINGS	WEIGHT (G)	LINE RETRIEVE (CM)	MAX DRAG FORCE (KG)	MONO LINE CAPACITY (DIAMETER IN MM.)
AVENGER SPINNING REELS						
AV-500a	5.0:1	6BB + 1RB	175	55	3	0.15/145, 0.20/80, 0.25/50
AV-1000a	5.0:1	6BB + 1RB	195	61	3	0.15/250, 0.20/140, 0.25/90
AV-2500	5.0:1	6BB + 1RB	224	66	7	0.20/230, 0.25/150, 0.30/105
AV-3000	5.0:1	6BB + 1RB	220	66	7	0.20/265, 0.25/170, 0.30/115
AV-4000	5.0:1	6BB + 1RB	283	76	8	0.25/260, 0.30/180, 0.35/135
AV-6000	4.5:1	6BB + 1RB	400	79	15	0.30/275, 0.35/200, 0.40/155
AV-8000	4.8:1	6BB + 1RB	572	97	16	0.40/210, 0.45/165, 0.50/135
AV-10000	4.8:1	6BB + 1RB	557	97	16	0.40/255, 0.45/200, 0.50/165
AV-14000	4.8:1	6BB + 1RB	600	109	16	0.40/370, 0.45/290, 0.50/230
AVENGER SPINNING REELS - SPECIAL EDITION						
AV-3000-LE	5.0:1	6BB + 1RB	220	66	7	0.20/265, 0.25/170, 0.30/115
AV-4000-LE	5.0:1	6BB + 1RB	283	76	8	0.25/260, 0.30/180, 0.35/135



TOMCAT

TOMCAT REELS

- Corrosion-resistant graphite body
- 6 ball bearings + 1 roller bearing
- Quick-Set infinite anti-reverse system
- Machine cut brass pinion
- Precision elliptical oscillation
- Multi-disc, Japanese oiled felt drag washers
- DFD : Dual Force Drag on size 14000
- RES II : Computer balanced Rotor Equalizing System
- Design rigid handle
- TPE Ergo grip handle knob
- 2 tones aluminum spool
- Metal round line clip



TMC-14000

MODEL	GEAR RATIO	BEARINGS	WEIGHT (G)	LINE RETRIEVE (CM)	MAX DRAG FORCE (KG)	MONO LINE CAPACITY (DIAMETER IN MM.)
TOMCAT SPINNING REELS						
TMC-3000	5.0:1	6BB+1RB	236	66	7	0.20/265, 0.25/170, 0.30/115
TMC-4000	5.0:1	6BB+1RB	301	76	8	0.25/260, 0.30/180, 0.35/135
TMC-6000	4.5:1	6BB+1RB	445	79	15	0.30/275, 0.35/200, 0.40/155
TMC-8000	4.8:1	6BB+1RB	631	97	16	0.40/210, 0.45/165, 0.50/135
TMC-14000	4.8:1	6BB+1RB	687	109	18 (DFD)	0.40/370, 0.45/290, 0.50/230
TMC-16000	4.8:1	6BB+1RB	668	109	16	0.40/420, 0.45/335, 0.50/270



SCORPIO



SP3000-A

SCORPIO REELS

- Corrosion-resistant graphite body
- Exclusive metal black and purple paint
- 4 ball bearing + 1 roller bearing
- Quick Set infinite anti-reverse system
- CFR : Cyclonic Flow Rotor
- Machine cut aluminum spool
- Graphite spare spool from size 3000 and up
- Smooth spool neck surface
- Zinc handle TPE flat knob
- Precision Elliptical Gearing System
- Machined cut brass pinion gear
- Gunsmoke anodized bail
- RESII : Computer-balanced rotor system
- Even Flow line roller
- Multi-disc, Japanese oiled felt drag system

MODEL	GEAR RATIO	BEARINGS	WEIGHT (G)	LINE RETRIEVE (CM)	MAX DRAG FORCE (KG)	MONO LINE CAPACITY (DIAMETER IN MM.)
SCORPIO SPINNING REELS						
SP1000S-A	5.0:1	4BB+1RB	218	61	3	PE0.4(0.104)-100m / PE0.6(0.128)-60m PE0.8(0.148)-40m
SP1000-A	5.0:1	4BB+1RB	209	61	3	0.15/255, 0.20/140, 0.25/90
SP3000S-A	5.0:1	4BB+1RB	235	66	7	PE0.6(0.128)-210m / PE0.8(0.148)-150m PE1.0(0.165)-125m
SP3000-A	5.0:1	4BB+1RB	235	66	7	0.20/310, 0.25/200, 0.30/135
SP4000-A	5.0:1	4BB+1RB	302	76	8	0.25/280, 0.30/185, 0.35/130
SP5000-A	5.0:1	4BB+1RB	288	76	8	0.30/240, 0.35/170, 0.40/125
SP6000-A	4.5:1	4BB+1RB	432	79	15	0.30/315, 0.35/220, 0.40/165



SNP-4000

SAFINA PRO

SAFINA PRO REELS

- Corrosion-resistant graphite body
- CFR : Cyclonic Flow Rotor
- 3 ball bearings + 1 roller bearing
- Quick-Set infinite anti-reverse system
- Machine cut brass pinion
- ESII : Computer balanced Rotor Equalizing System
- Multi-disc, Japanese oiled felt drag washers
- T-shape handle knob from size 4000 and up
- Precision elliptical oscillation
- Design rigid handle
- 2 tones aluminum spool
- New graphite handle

MODEL	GEAR RATIO	BEARINGS	WEIGHT (G)	LINE RETRIEVE (CM)	MAX DRAG FORCE (KG)	MONO LINE CAPACITY (DIAMETER IN MM.)
SAFINA PRO SPINNING REELS						
SNP-2500	5.0:1	3BB+1RB	224	66	7	0.20/230, 0.25/150, 0.30/105
SNP-3000	5.0:1	3BB+1RB	219	66	7	0.20/265, 0.25/170, 0.30/115
SNP-4000	5.0:1	3BB+1RB	282	76	8	0.25/260, 0.30/180, 0.35/135
SNP-6000	4.5:1	3BB+1RB	410	79	15	0.30/275, 0.35/200, 0.40/155
SNP-8000	4.8:1	3BB+1RB	570	97	16	0.40/210, 0.45/165, 0.50/135
SNP-14000	4.8:1	3BB+1RB	599	109	16	0.40/370, 0.45/290, 0.50/230





SN-3000

SAFINA

SAFINA REELS

- Corrosion-resistant graphite body
- CFR : Cyclonic Flow Rotor
- 1 ball bearings + 1 roller bearing
- Quick-Set infinite anti-reverse system
- Machine cut brass pinion
- Precision elliptical oscillation
- ESII : Computer balanced Rotor Equalizing System
- Multi-disc, Japanese oiled felt drag washers
- T-shape handle knob from size 8000 and up
- 2 tones aluminum spool
- New graphite handle
- Design rigid handle

MODEL	GEAR RATIO	BEARINGS	WEIGHT (G)	LINE RETRIEVE (CM)	MAX DRAG FORCE (KG)	MONO LINE CAPACITY (DIAMETER IN MM.)
SAFINA SPINNING REELS						
SN-2500	5.0:1	1BB+1RB	221	66	7	0.20/230, 0.25/150, 0.30/105
SN-3000	5.0:1	1BB+1RB	217	66	7	0.20/265, 0.25/170, 0.30/115
SN-4000	5.0:1	1BB+1RB	281	76	8	0.25/260, 0.30/180, 0.35/135
SN-6000	4.5:1	1BB+1RB	398	79	15	0.30/275, 0.35/200, 0.40/155
SN-8000	4.8:1	1BB+1RB	570	97	16	0.40/210, 0.45/165, 0.50/135
SN-14000	4.8:1	1BB+1RB	598	109	16	0.40/370, 0.45/290, 0.50/230



ACU-1000A

Acuador

ACUADOR REELS

- Multi-disc, Japanese oiled felt drag washers
- 3BB+1RB stainless steel bearings
- Quick-Set anti-reverse bearing
- Precision machine cut brass pinion gear
- Corrosion resistant frame, sideplate and rotor
- CFR: Cyclonic Flow Rotor technology
- Rigid metal handle design for strength
- Machined aluminum, 2-tone anodized spool with LCS lip
- RESII: Computer balanced Rotor Equalizing System



	MODEL	GEAR RATIO	BEARINGS	WEIGHT (G)	LINE RETRIEVE (CM)	MAX DRAG FORCE (KG)	MONO LINE CAPACITY (DIAMETER IN MM.)
ACUADOR SPINNING REELS							
NEW	ACU-1000A	4.8:1	3BB+1RB	204	61	5	0.15/250, 0.20/140, 0.25/90
NEW	ACU-2500A	5.0:1	3BB+1RB	237	71	7	0.20/250, 0.25/165, 0.30/110
NEW	ACU-3000A	5.0:1	3BB+1RB	237	71	7	0.20/300, 0.25/200, 0.30/130
NEW	ACU-4000A	5.0:1	3BB+1RB	295	79	9	0.25/260, 0.30/180, 0.35/130
NEW	ACU-5000A	5.0:1	3BB+1RB	295	79	9	0.30/240, 0.35/170, 0.40/125



JAW-30

JAW

JAW REELS

- Multi-disc, Japanese oiled felt drag washers
- 3 ball bearing+1 roller bearing
- Precision machine cut brass pinion gear
- Corrosion resistant graphite body and rotor
- Machined aluminum, anodized spool
- Corrosion-resistant stainless steel bail wire
- RESII: Computer balanced Rotor Equalizing System

MODEL	GEAR RATIO	BEARINGS	WEIGHT (G)	LINE RETRIEVE (CM)	MAX DRAG FORCE (KG)	MONO LINE CAPACITY (DIAMETER IN MM.)
JAW SPINNING REELS						
JAW-20	4.8:1	3BB+1RB	199	61	5	0.15/250, 0.20/140, 0.25/90
JAW-30	5.0:1	3BB+1RB	233	71	7	0.20/300, 0.25/200, 0.30/130
JAW-40	5.0:1	3BB+1RB	259	85	8	0.25/260, 0.30/180, 0.35/130
JAW-45	5.0:1	3BB+1RB	290	79	9	0.30/240, 0.35/170, 0.40/125
JAW-55	4.5:1	3BB+1RB	422	83	14	0.30/300, 0.35/220, 0.40/170
JAW-65	4.5:1	3BB+1RB	427	87	14	0.40/220, 0.45/170, 0.50/140

NEW



CF-6000

C-FIGHT

C-FIGHT REELS

- Corrosion-resistant graphite body and rotor
- Exclusive Okuma black and grey camo covering
- 3 ball bearing + 1 roller bearing
- Quick-Set infinite anti-reverse system
- Machine cut brass pinion gear
- Machine cut 2 tone anodized aluminum spool
- RES II : Computer balanced Rotor Equalizing System
- Rigid metal handle
- TPE T-shape handle knob
- Multi-disc, Japanese oiled felt drag washers

MODEL	GEAR RATIO	BEARINGS	WEIGHT (G)	LINE RETRIEVE (CM)	MAX DRAG FORCE (KG)	MONO LINE CAPACITY (DIAMETER IN MM.)
C-FIGHT SPINNING REELS						
CF-6000	4.5:1	3BB+1RB	460	87	14	0.30/320, 0.35/225, 0.40/170





Azaki-40

AZAKI

AZAKI REELS

- Corrosion-resistant graphite body
- 1 ball bearing + 1 roller bearing
- Quick-Set infinite anti-reverse system
- RES II : Computer balanced Rotor Equalizing System
- Design graphite handle
- ABS handle knob (T-shape on size 55 & 65)
- Multi-disc, Japanese oiled felt drag washers
- Machine cut brass pinion
- Aluminum spool

MODEL	GEAR RATIO	BEARINGS	WEIGHT (G)	LINE RETRIEVE (CM)	MAX DRAG FORCE (KG)	MONO LINE CAPACITY (DIAMETER IN MM.)
AZAKI SPINNING REELS						
Azaki-20	4.8:1	1BB+1RB	187	61	5	0.15/250, 0.20/140, 0.25/90
Azaki-30	5.0:1	1BB+1RB	216	71	7	0.20/300, 0.25/200, 0.30/130
Azaki-40	5.0:1	1BB+1RB	242	85	8	0.25/260, 0.30/180, 0.35/130
Azaki-45	5.0:1	1BB+1RB	274	79	9	0.30/240, 0.35/170, 0.40/125
Azaki-55	4.5:1	1BB+1RB	404	83	14	0.30/300, 0.35/220, 0.40/170
Azaki-65	4.5:1	1BB+1RB	405	87	14	0.40/220, 0.45/170, 0.50/140
AZAKI WITH BRAIDED LINE						
Azaki-30	5.0:1	1BB+1RB	226	71	7	0.20/300, 0.25/200, 0.30/130
Azaki-40	5.0:1	1BB+1RB	257	85	8	0.25/260, 0.30/180, 0.35/130



ARIA "A"

ARIA "A" REELS

- Multi-disc, oiled felt drag washers
- 1 ball bearing drive for smoothness and durability
- Precision machine cut brass pinion gear
- Corrosion resistant body and rotor
- CFR: Cyclonic Flow Rotor technology
- Machined aluminum, anodized spool
- Corrosion-resistant stainless steel bail wire
- RESII: Computer balanced Rotor Equalizing System



ARIA-3000a

MODEL	GEAR RATIO	BEARINGS	WEIGHT (G)	LINE RETRIEVE (CM)	MAX DRAG FORCE (KG)	MONO LINE CAPACITY (DIAMETER IN MM.)
ARIA A SPINNING REELS						
ARIA-1000a	4.8:1	1BB	183	61	5	0.15/250, 0.20/140, 0.25/90
ARIA-3000a	5.0:1	1BB	220	71	7	0.20/300, 0.25/200, 0.30/130
ARIA-C4000a	5.0:1	1BB	234	85	8	0.25/260, 0.30/180, 0.35/130
ARIA-5000a	5.0:1	1BB	266	79	9	0.30/240, 0.35/170, 0.40/125
ARIA-6000a	4.5:1	1BB	375	83	14	0.30/300, 0.35/220, 0.40/170
ARIA-8000a	4.5:1	1BB	380	87	14	0.40/220, 0.45/170, 0.50/140





CR-2500

Carbonite

CARBONITE RD REELS

- Corrosion resistant graphite body and rotor
- 1+1 ball bearing
- Quick-set anti-reverse roller bearing
- Graphite spool
- CFR: Cyclonic Flow Rotor technology
- RESII: Computer balanced Rotor Equalizing System
- TPE handle knob



MODEL	GEAR RATIO	BEARINGS	WEIGHT (G)	LINE RETRIEVE (CM)	MAX DRAG FORCE (KG)	MONO LINE CAPACITY (DIAMETER IN MM.)
CARBONITE RD SPINNING REELS						
CR-2500	5.0:1	1BB+1RB	218	66	4	0.20/255, 0.25/170, 0.30/110
CR-4000	5.0:1	1BB+1RB	268	76	6	0.25/250, 0.30/170, 0.35/130



RVP-30

REVENGER PRO

REVENGER PRO REELS

- Multi-disc, oiled felt drag system
- 1 ball bearing for ultimate smoothness
- Multi-stop anti-reverse system
- Machined aluminum, anodized spool
- Corrosion-resistant graphite body
- Rigid aluminum handle arm for strength
- Corrosion-resistant, stainless steel bail wire
- RESII: Computer balanced Rotor Equalizing System



MODEL	GEAR RATIO	BEARINGS	WEIGHT (G)	LINE RETRIEVE (CM)	MAX DRAG FORCE (KG)	MONO LINE CAPACITY (DIAMETER IN MM.)
REVENGER PRO SPINNING REELS						
RVP-25	5.0:1	1BB	220	64.5	3	0.15/320, 0.20/190, 0.25/120
RVP-30	5.0:1	1BB	220	64.5	5	0.20/220, 0.25/140, 0.30/100
RVP-40	5.0:1	1BB	260	76.2	5	0.25/270, 0.30/190, 0.35/140
RVP-55	4.5:1	1BB	365	76.2	9	0.30/390, 0.35/285, 0.40/220
RVP-65	4.8:1	1BB	560	94.0	11	0.35/360, 0.40/280, 0.50/170
RVP-80	4.8:1	1BB	586	104.1	12	0.45/280, 0.50/225, 0.55/190



RV-25

REVENGER

REVENGER REELS

- Multi-disc, oiled felt drag system
- 1 ball bearing for ultimate smoothness
- Multi-stop anti-reverse system
- Graphite spool
- Corrosion-resistant graphite body
- Corrosion-resistant, stainless steel bail wire
- RESII: Computer balanced Rotor Equalizing System

MODEL	GEAR RATIO	BEARINGS	WEIGHT (G)	LINE RETRIEVE (CM)	MAX DRAG FORCE (KG)	MONO LINE CAPACITY (DIAMETER IN MM.)
REVENGER SPINNING REELS						
RV-25	5.0:1	1BB	215	64.5	3	0.15/320, 0.20/190, 0.25/120
RV-30	5.0:1	1BB	215	64.5	5	0.20/220, 0.25/140, 0.30/100
RV-40	5.0:1	1BB	250	76.2	5	0.25/270, 0.30/190, 0.35/140
RV-55	4.5:1	1BB	365	76.2	9	0.30/390, 0.35/285, 0.40/220
RV-65	4.8:1	1BB	560	94.0	11	0.35/360, 0.40/280, 0.50/170
RV-80	4.8:1	1BB	586	104.1	12	0.45/280, 0.50/225, 0.55/190



CASCADE

CASCADE REELS



- Multi-disc, oiled felt drag system
- 1 ball bearing for ultimate smoothness
- Multi-stop anti-reverse system
- Silver electroplated ABS spool
- Corrosion-resistant graphite body
- Corrosion-resistant, stainless steel bail wire
- RESII: Computer balanced Rotor Equalizing System



CA-25

MODEL	GEAR RATIO	BEARINGS	WEIGHT (G)	LINE RETRIEVE (CM)	MAX DRAG FORCE (KG)	MONO LINE CAPACITY (DIAMETER IN MM.)
CASCADE SPINNING REELS						
CA-25	5.0:1	1BB	215	64.5	3	0.15/320, 0.20/190, 0.25/120
CA-30	5.0:1	1BB	215	64.5	5	0.20/220, 0.25/140, 0.30/100
CA-40	5.0:1	1BB	250	76.2	5	0.25/270, 0.30/190, 0.35/140
CA-55	4.5:1	1BB	365	76.2	9	0.30/390, 0.35/285, 0.40/220
CA-65	4.8:1	1BB	560	94.0	11	0.35/360, 0.40/280, 0.50/170
CA-80	4.8:1	1BB	586	104.1	12	0.45/280, 0.50/225, 0.55/190





OVERSIZE GEAR

- Okuma has redesigned the main transmission gear ; Larger diameter + 15% and deeper teeth+15% for maximum power retrieve+30%. Allows now high speed gear ratio for big line retrieve: 103cm

DOUBLE BALL BEARINGS PINION SUPPORT

- Ultimate pinion stability for perfect main gear adjustment : super smooth gearing feeling and high durability.



LS-6K

LS

LS BAITFEEDER REELS

- Auto-switch freespool system
- Long Stroke spool trip 30mm
- Corrosion-resistant graphite body
- 5 ball bearing + 1 roller bearing
- Quick Set infinite anti-reverse system
- Machine cut aluminum spool
- Worm shaft oscillation system
- Machined cut brass pinion gear
- Heavy duty, solid aluminum bail wire
- Precision zinc handle arm with wooden handle knob
- RESII: Computer-balanced rotor system
- Slow oscillation system for improved line lay
- 2 round metal line clips
- Rotor brake system
- Fast progressive drag
- Metal air bail nut

MODEL	GEAR RATIO	BEARINGS	WEIGHT (G)	LINE RETRIEVE (CM)	MAX DRAG FORCE (KG)	MONO LINE CAPACITY (DIAMETER IN MM.)
LS BF SPINNING REELS						
LS-6K	5.3:1	5BB+1RB	530	104	12	0.30/370, 0.33/300, 0.35/270
LS-8K	5.3:1	5BB+1RB	588	123	16	0.33/440, 0.35/385, 0.38/320





RBF-8000

ROCKAWAY

ROCKAWAY BAITFEEDER REELS

- Quick-Set anti-reverse roller bearing
- 5.3:1 gear ration with 123 cm of line pickup
- Precision machine cut brass pinion gear
- CFR: Cyclonic Flow Rotor technology
- Corrosion resistant frame, sideplate & rotor
- Rigid metal handle design to reduce flex
- Long cast, 2-tone anodized aluminum spool
- On/Off auto trip baitfeeding system
- 5BB+1RB stainless steel bearing system

MODEL	GEAR RATIO	BEARINGS	WEIGHT (G)	LINE RETRIEVE (CM)	MAX DRAG FORCE (KG)	MONO LINE CAPACITY (DIAMETER IN MM.)
ROCKAWAY BF SPINNING REELS						
RBF-8000	5.3:1	5BB+1RB	586	123	16	0.33/440, 0.35/385, 0.38/320



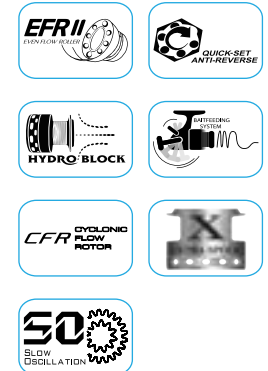
AB-5000

A v e n t a

AVENTA BAITFEEDER REELS

- On/Off auto trip bait feeding system
- 6+1RB bearing drive system for smoothness
- Quick set anti-reverse roller bearing
- Precision machine cut brass pinion gear
- Corrosion resistant graphite body
- Slow oscillation precision gearing system
- Machined aluminum spool
- One touch handle with wood knob
- Spare aluminum spool
- Metal line clip
- LCS Line control spool

MODEL	GEAR RATIO	BEARINGS	WEIGHT (G)	LINE RETRIEVE (CM)	MAX DRAG FORCE (KG)	MONO LINE CAPACITY (DIAMETER IN MM.)
AVENTA BF SPINNING REELS						
AB-5000	4.8:1	6BB+1RB	527	68.6	12	0.35/235, 0.40/180, 0.50/110
AB-6000	4.8:1	6BB+1RB	533	71.1	12	0.35/280, 0.40/215, 0.50/135
AB-8000	4.8:1	6BB+1RB	763	78.7	15	0.35/405, 0.40/311, 0.50/190
AB-10000	4.8:1	6BB+1RB	778	86.4	15	0.45/310, 0.50/250, 0.55/210





CDX-60

Coronado CDX

CORONADO CDX BAITFEEDER REELS

- On/Off auto trip bait feeding system
- DFD: Precision Dual Force Drag system
- Carbonite drag washers on Dual Force Drag
- Heavy duty, brass DFD and spool shaft stabilizer
- 4HPB+1RB corrosion resistant stainless steel bearings
- Quick-Set ant-reverse bearing allows for zero back play in handle
- CRC: Corrosion-Resistant Coasting process
- Machined aluminum, screw in handle system
- Slow oscillation system for improved line lay



MODEL	GEAR RATIO	BEARINGS	WEIGHT (G)	LINE RETRIEVE (CM)	MAX DRAG FORCE (KG)	MONO LINE CAPACITY (DIAMETER IN MM.)
CORONADO CDX BF SPINNING REELS						
CDX-55	4.4:1	4BB+1RB	550	82.6	12.7	0.30/320, 0.35/230, 0.40/180
CDX-60	4.4:1	4BB+1RB	563	86.7	12.2	0.30/375, 0.35/275, 0.40/210
CDX-65	4.9:1	4BB+1RB	822	106.0	15.3	0.40/300, 0.45/235, 0.50/190
CDX-80	4.9:1	4BB+1RB	855	115.3	17	0.40/380, 0.45/300, 0.50/240



ABF-1000

AVENGER ABF

AVENGER ABF REELS

- On/Off auto trip bait feeding system
- Multi-disc, Japanese oiled felt drag system
- 6BB + 1RB stainless steel bearing system
- Corrosion resistant frame, sideplate and rotor
- Rigid metal handle design to reduce flex
- RESII: Computer balanced Rotor Equalizing System
- Machined aluminum, 2-tone anodized spool
- Quick-Set anti-reverse roller bearing
- CFR: Cyclonic Flow Rotor technology
- Precision machine cut brass pinion gear

MODEL	GEAR RATIO	BEARINGS	WEIGHT (G)	LINE RETRIEVE (CM)	MAX DRAG FORCE (KG)	MONO LINE CAPACITY (DIAMETER IN MM.)
AVENGER ABF SPINNING REELS						
ABF-500	5.0:1	6BB+1RB	218	56	3	0.15/145, 0.20/80, 0.25/50
ABF-1000	5.0:1	6BB+1RB	234	61	3	0.15/250, 0.20/140, 0.25/90
ABF-3000	5.0:1	6BB+1RB	285	71	8	0.20/310, 0.25/200, 0.30/135
ABF-4000	5.0:1	6BB+1RB	331	79	10	0.25/285, 0.3/190, 0.35/130
ABF-6000	4.5:1	6BB+1RB	483	80	12	0.30/320, 0.35/225, 0.40/170
ABF-8000	4.5:1	6BB+1RB	503	87	12	0.40/230, 0.45/180, 0.50/140





TCBF-18000

TOMCAT

TOMCAT BAITFEEDER REELS

- Auto-switch freespool system
- Largest line capacity Okuma freespool reel
- Designed for Catfish fishing
- Corrosion-resistant graphite body
- 5 ball bearings + 1 roller bearing
- Quick-Set infinite anti-reverse system
- S-curve oscillation system
- 2 tones machine cut aluminum spool
- Gunsmoke anodized bail
- Multi-disc, Japanese oiled felt drag washers
- Rigid metal handle
- TPE ergo grip handle knob
- Machine cut brass pinion

MODEL	GEAR RATIO	BEARINGS	WEIGHT (G)	LINE RETRIEVE (CM)	MAX DRAG FORCE (KG)	MONO LINE CAPACITY (DIAMETER IN MM.)
TOMCAT BF SPINNING REELS						
TCBF-18000	4.5:1	5BB+1RB	820	106	10	0.50/320, 0.55/260, 0.60/215



LBXT-630

Longbow XT

Longbow XT BAITFEEDER REELS

- On/Off auto trip bait feeding system
- Multi-disc, oiled felt drag system
- 5+1BB bearing drive system for smoothness
- Multi-stop anti-reverse system
- Corrosion-resistant graphite body
- Precision Elliptical Gearing system
- Machined aluminum anodized spool
- RESII: Computer balanced Rotor Equalizing System
- Metal line clip
- Spare graphite spool
- LCS line control spool

MODEL	GEAR RATIO	BEARINGS	WEIGHT (G)	LINE RETRIEVE (CM)	MAX DRAG FORCE (KG)	MONO LINE CAPACITY (DIAMETER IN MM.)
Longbow XT BF Spinning Reels						
LBXT-630	5.0:1	5BB+1RB	232	63.5	3	0.20/240, 0.25/155, 0.30/110
LBXT-640	5.0:1	5BB+1RB	283	73.7	6	0.25/300, 0.30/210, 0.35/155
LBXT-655	4.5:1	5BB+1RB	406	76.2	9	0.30/380, 0.35/280, 0.40/215
LBXT-665	4.8:1	5BB+1RB	586	91.4	11	0.35/390, 0.40/300, 0.50/185





CMBF-355

Ceymar

CEYMAR BAITFEEDER REELS

- Baitfeeder quick release Aluminum spool
- Multi-disc, oiled felt drag system
- RESII: Computer balanced Rotor Equalizing System
- 2+1BB bearing drive system
- Quick-Set anti-reverse roller bearing
- Precision machine cut brass pinion gear
- Corrosion-resistant graphite body
- Light weight, ABS handle knobs
- Precision Elliptical Gearing system
- Machined aluminum, anodized spool
- Metal line clip
- LCS line control spool
- Extra graphite spool

MODEL	GEAR RATIO	BEARINGS	WEIGHT (G)	LINE RETRIEVE (CM)	MAX DRAG FORCE (KG)	MONO LINE CAPACITY (DIAMETER IN MM.)
CEYMAR BF SPINNING REELS						
CMBF-330	5.0:1	2BB+1RB	232	63.5	3	0.20/240, 0.25/155, 0.30/110
CMBF-340	5.0:1	2BB+1RB	283	73.7	6	0.25/300, 0.30/210, 0.35/155
CMBF-355	4.5:1	2BB+1RB	403	76.2	9	0.30/380, 0.35/280, 0.40/215
CMBF-365	4.8:1	2BB+1RB	586	91.4	11	0.35/390, 0.40/300, 0.50/185



CBF-3000

Ceymar

CEYMAR BAITFEEDER REELS

- On/Off auto trip bait feeding system
- Multi-disc, Japanese oiled felt drag washers
- 7BB+1RB stainless steel bearings
- Quick-Set ant-reverse bearing
- Precision machine cut brass pinion gear
- Corrosion resistant graphite body and rotor
- Rigid metal handle design for strength
- Machined aluminum, 2-tone anodized spool with LCS lip
- Heavy duty solid aluminum bail wire
- RESII: Computer balanced Rotor Equalizing System

MODEL	GEAR RATIO	BEARINGS	WEIGHT (G)	LINE RETRIEVE (CM)	MAX DRAG FORCE (KG)	MONO LINE CAPACITY (DIAMETER IN MM.)
CEYMAR BF SPINNING REELS						
CBF-500	5.0:1	7BB+1RB	209	56	3	0.15/145, 0.20/80, 0.25/50
CBF-1000	5.0:1	7BB+1RB	225	61	3	0.15/250, 0.2/140, 0.25/90
CBF-3000	5.0:1	7BB+1RB	270	71	8	0.20/310, 0.25/200, 0.30/135





PZB-6000

Pulzar

PULZAR BAITFEEDER REELS

- Auto-switch freespool system
- Corrosion-resistant graphite body
- 5 ball bearing + 1 roller bearing
- Quick Set infinite anti-reverse system
- Machine cut aluminum spool
- Round metal line clip
- Graphite spare spool
- Easy folding aluminum handle
- Wooden handle knob
- S-curve oscillation system
- Machined cut brass pinion gear
- Heavy duty, solid aluminum bail wire
- RESII: Computer-balanced rotor system
- Even Flow line roller

MODEL	GEAR RATIO	BEARINGS	WEIGHT (G)	LINE RETRIEVE (CM)	MAX DRAG FORCE (KG)	MONO LINE CAPACITY (DIAMETER IN MM.)
PULZAR BF SPINNING REELS						
PZB-4000	5.0:1	5BB+1RB	333	79	10	0.25/260, 0.30/180, 0.35/130
PZB-6000	4.5:1	5BB+1RB	493	80	12	0.30/300, 0.35/220, 0.40/170
PZB-7000	4.5:1	5BB+1RB	523	87	12	0.40/195, 0.45/150, 0.50/125



DAXP-4000

DYNA DRAG XP

DYNA DRAG XP BAITFEEDER REELS

- Auto-switch freespool system
- Corrosion-resistant graphite body
- 3 ball bearing + 1 roller bearing
- Quick Set infinite anti-reverse system
- Machine cut aluminum spool
- S-curve oscillation system
- Machined cut brass pinion gear
- RESII: Computer-balanced rotor system
- Graphite spare spool from size 4000 and up
- Even Flow line roller
- Round metal line clip
- Rigid metal handle
- T-shape TPE knob

MODEL	GEAR RATIO	BEARINGS	WEIGHT (G)	LINE RETRIEVE (CM)	MAX DRAG FORCE (KG)	MONO LINE CAPACITY (DIAMETER IN MM.)
DYNA DRAG XP BF SPINNING REELS						
DAXP-1000	5.0:1	3BB+1RB	228	61	3	0.15/250, 0.20/140, 0.25/90
DAXP-3000	5.0:1	3BB+1RB	280	71	8	0.20/310, 0.25/200, 0.30/135
DAXP-4000	5.0:1	3BB+1RB	331	79	10	0.25/260, 0.30/180, 0.35/130
DAXP-6000	4.5:1	3BB+1RB	482	80	12	0.30/300, 0.35/220, 0.40/170
DAXP-7000	4.5:1	3BB+1RB	509	87	12	0.40/195, 0.45/150, 0.50/125





PLP-6000

POWERLINER PRO

POWERLINE PRO BAITFEEDER REELS

- On/Off auto trip bait feeding system
- Multi-disc, oiled felt drag system
- 4+1BB bearing drive system for smoothness
- Multi-stop anti-reverse system
- Corrosion-resistant graphite body
- Precision Elliptical Gearing system
- RESII: Computer balanced Rotor Equalizing System
- Machined aluminum, anodized spool
- Durable stainless steel bail wire
- Metal line clip
- Spare graphite spool

MODEL	GEAR RATIO	BEARINGS	WEIGHT (G)	LINE RETRIEVE (CM)	MAX DRAG FORCE (KG)	MONO LINE CAPACITY (DIAMETER IN MM.)
POWERLINE PRO BF SPINNING REELS						
PLP-6000	4.5:1	4BB+1RB	669	102	15	0.30/390, 0.33/315, 0.35/280
PLP-8000	4.5:1	4BB+1RB	683	102	16	0.33/440, 0.35/385, 0.38/320



AK-4000

AK

AK BAITFEEDER REELS

- Auto-switch freespool system
- Corrosion-resistant graphite body
- 1 ball bearing + 1 roller bearing
- Quick Set infinite anti-reverse system
- Aluminum spool
- Design graphite handle
- ABS knob
- S-curve oscillation system
- Machined cut brass pinion gear
- RESII: Computer-balanced rotor system
- Even Flow line roller
- Graphite spare spool

MODEL	GEAR RATIO	BEARINGS	WEIGHT (G)	LINE RETRIEVE (CM)	MAX DRAG FORCE (KG)	MONO LINE CAPACITY (DIAMETER IN MM.)
AK BF SPINNING REELS						
AK-4000	5.0:1	1BB+1RB	304	79	10	0.25/260, 0.30/180, 0.35/130
AK-5000	4.5:1	1BB+1RB	458	80	12	0.30/230, 0.35/170, 0.40/130
WITH MONO LINE						
AK-6000	4.5:1	1BB+1RB	445	80	12	0.30/300, 0.35/220, 0.40/170





CBBF-4000

Carbonite B-Feeder

CARBONITE B-FEEDER REELS

- Auto-switch freespool system
- Corrosion-resistant graphite body
- 1ball bearing +1 roller bearing
- Quick Set infinite anti-reverse system
- Multi-disc, oiled felt drag system
- Graphite painted spool
- Graphite spare spool
- S-curve oscillation system
- Machined cut brass pinion gear
- RESII: Computer-balanced rotor system
- Even Flow line roller

MODEL	GEAR RATIO	BEARINGS	WEIGHT (G)	LINE RETRIEVE (CM)	MAX DRAG FORCE (KG)	MONO LINE CAPACITY (DIAMETER IN MM.)
CARBONITE B-FEEDER SPINNING REELS						
CBBF-4000	5.0:1	1BB+1RB	285	79	8	0.25/250, 0.30/165, 0.35/115
CBBF-5000	4.5:1	1BB+1RB	396	79	12	0.30/275, 0.35/195, 0.40/145



CBF-155a

CARBONITE XP

CARBONITE XP BAITFEEDER REELS

- Baitfeeder quick release graphite spool
- Graphite spool
- With green line
- 1 BB bearing drive system
- Precision Elliptical Gearing System
- Plastic line clip
- Spare graphite spool
- Machined cut brass pinion gear
- RESII: Computer balanced Rotor System
- Even flow roller

MODEL	GEAR RATIO	BEARINGS	WEIGHT (G)	LINE RETRIEVE (CM)	MAX DRAG FORCE (KG)	MONO LINE CAPACITY (DIAMETER IN MM.)
CARBONITE XP BF SPINNING REELS						
CBF-140a	5.0:1	1BB	280	71.6	6	0.30/170, 0.35/130, 0.40/100
CBF-155a	4.5:1	1BB	400	75.7	9	0.35/260, 0.40/200, 0.50/120





CXT-30MS

Ceymar XT Match FD

CEYMAR XT MATCH FD REELS

- Corrosion-resistant graphite body
- 7 ball bearing + 1 roller bearing
- Quick Set infinite anti-reverse system
- CFR: Cyclonic Flow Rotor
- Aluminum 2 tone match spool
- Aluminum regular spare spool
- Rigid metal handle, EVA knob
- Precision Elliptical Gearing System
- Hi-speed gear ratio : 6,2:1
- Machined cut brass pinion gear
- Heavy duty, solid aluminum bail wire
- RESII: Computer-balanced rotor system
- Even Flow line roller
- Multi-disc, Japanese oiled felt drag system

MODEL	GEAR RATIO	BEARINGS	WEIGHT (G)	LINE RETRIEVE (CM)	MAX DRAG FORCE (KG)	MONO LINE CAPACITY (DIAMETER IN MM.)
CEYMAR XT MATCH FD SPINNING REELS						
CXT-30MS	6.2:1	7BB+1RB	241	84	7	PE0.6(0.128mm)-250M
						PE0.8(0.148mm)-150M
						PE1.0(0.165mm)-130M
CXT-40MS	6.2:1	7BB+1RB	301	97	8	PE1.0(0.165mm)-170M
						PE1.2(0.185mm)-150M
						PE1.5(0.205mm)-120M



CBV-40MRS DH



CBV-40MS DH

Carbonite V2 Match

CARBONITE V2 MATCH BF RD & FD REELS

- Corrosion-resistant graphite body
- CFR: Cyclonic Flow Rotor
- 2 ball bearings + 1 roller bearing
- Quick-Set infinite anti-reverse system
- Aluminum 2 tone match spool
- Round metal line clip
- Regular graphite spare spool
- Rigid metal double handle, EVA knob
- Precision Elliptical Gearing System
- Machined cut brass pinion gear
- RESII: Computer-balanced rotor system
- Even Flow line roller
- Hi-speed gear ratio : 6,2:1



MODEL	GEAR RATIO	BEARINGS	WEIGHT (G)	LINE RETRIEVE (CM)	MAX DRAG FORCE (KG)	MONO LINE CAPACITY (DIAMETER IN MM.)
CARBONITE V2 MATCH BF RD & FD SPINNING REELS						
CBV-40MS DH	6.2:1	2BB+1RB	338	97	8	PE1.0(0.165mm)-170M
						PE1.2(0.185mm)-150M
						PE1.5(0.205mm)-120M
CBV-40MRS DH	6.2:1	2BB+1RB	340	97	8	PE1.0(0.165mm)-170M
						PE1.2(0.185mm)-150M
						PE1.5(0.205mm)-120M



IVF-3000A



IVF-5000A

INVICTA

INVICTA FEEDER REELS

- HDG⁺ main gear with machine cut brass pinion gear
- EFR-II: Even Flow Roller system with DLC coating
- Lightweight and machined aluminum screw in handle design
- Gearing stabilization design
- Flite Drive system increases gear stability and smoothness
- Fast drag system
- Double stainless steel line clips
- One-piece bail wire
- Precision machine cut brass pinion gear
- Heavy duty, solid aluminum bail wire
- Lightweight and machined aluminum spool
- Multi-disc, Japanese oiled felt drag system
- 7+1 for ultimate smoothness
- Quick-Set anti-reverse roller bearing
- Spare Aluminum Shallow Spool



	MODEL	GEAR RATIO	BEARINGS	WEIGHT (G)	LINE RETRIEVE (CM)	MAX DRAG FORCE (KG)	MONO LINE CAPACITY (DIAMETER IN MM.)	SPARE LINE CAPACITY (DIAMETER IN MM.)
INVICTA FEEDER SPINNING REELS								
NEW	IVF-3000A	5.3:1	7BB+1RB	236	78	6	0.20/310, 0.25/200, 0.30/130	PE0.6(0.128)-210m PE0.8(0.148)-150m PE1.0(0.165)-125m
NEW	IVF-4000A	5.2:1	7BB+1RB	273	83	9	0.25/280, 0.30/185, 0.35/130	PE1.0(0.165)-170m PE1.2(0.185)-150m PE1.5(0.205)-110m
BEW	IVF-C5000A	5.2:1	7BB+1RB	281	88	9	0.30/240, 0.35/170, 0.40/125	PE1.0(0.165)-300 PE1.5(0.205)-205 PE2.0(0.235)-150



CLX-55F

Custom Black Feeder

CUSTOM BLACK FEEDER REELS

- Corrosion-resistant graphite body
- 7 ball bearing + 1 roller bearing
- Quick Set infinite anti-reverse system
- CFR : Cyclonic Flow Rotor
- Machine cut Aluminum shallow spool
- Aluminum regular spare spool
- Rigid metal handle, EVA knob
- Precision Elliptical Gearing System
- Machined cut brass pinion gear
- Heavy duty, solid aluminum bail wire
- RESII : Computer-balanced rotor system
- Even Flow line roller
- Multi-disc, Japanese oiled felt drag system

MODEL	GEAR RATIO	BEARINGS	WEIGHT (G)	LINE RETRIEVE (CM)	MAX DRAG FORCE (KG)	MONO LINE CAPACITY (DIAMETER IN MM.)
CUSTOM BLACK FEEDER SPINNING REELS						
CLX-40F	5.0:1	7BB+1RB	291	76	8	0.25/180, 0.28/140, 0.30/125
CLX-55F	4.5:1	7BB+1RB	437	79	15	0.30/180, 0.33/150, 0.35/130



CBV-40F

Carbonite XP Feeder

CARBONITE XP FEEDER REELS

- Corrosion-resistant graphite body
- CFR : Cyclonic Flow Rotor
- 2 ball bearings + 1 roller bearing
- Quick-Set infinite anti-reverse system
- Aluminum 2 tone shallow spool
- Round metal line clip
- Rigid metal handle, EVA knob
- Precision Elliptical Gearing System
- Machined cut brass pinion gear
- RESII : Computer-balanced rotor system
- Even Flow line roller

MODEL	GEAR RATIO	BEARINGS	WEIGHT (G)	LINE RETRIEVE (CM)	MAX DRAG FORCE (KG)	MONO LINE CAPACITY (DIAMETER IN MM.)
CARBONITE XP FEEDER SPINNING REELS						
CBV-40F	5.0:1	2BB+1RB	291	76	8	0.25/180, 0.28/140, 0.30/125
CBV-55F	4.5:1	2BB+1RB	442	79	15	0.30/180, 0.33/150, 0.35/130





CRM-4000S

Carbonite Match

CARBONITE MATCH REELS

- Corrosion resistant graphite body and rotor
- 1+1 ball bearing
- RESII: Computer balanced Rotor Equalizing System
- Quick-set anti-reverse roller bearing
- Match graphite spool
- Regular extra graphite spool
- CFR: Cyclonic Flow Rotor technology
- EVA handle knob



MODEL	GEAR RATIO	BEARINGS	WEIGHT (G)	LINE RETRIEVE (CM)	MAX DRAG FORCE (KG)	MONO LINE CAPACITY (DIAMETER IN MM.)
CARBONITE MATCH SPINNING REELS						
CRM-4000S	5.0:1	1BB+1RB	264	76	6	PE 0.6 (0.128MM) - 250M PE 0.8 (0.148MM) - 150M PE 1.0 (0.165MM) - 130M



ATC-7000

ATOMIC CARP

ATOMIC CARP REELS

- Corrosion resistant graphite body and rotor
- Multi-stop anti-reverse system
- Aluminum anodized spool
- Multi-disc, Japanese oiled felt drag washers
- RESII: Computer balanced Rotor Equalizing System
- EFR II : Even Flow Line Roller
- ABS T-shape handle knob



MODEL	GEAR RATIO	BEARINGS	WEIGHT (G)	LINE RETRIEVE (CM)	MAX DRAG FORCE (KG)	MONO LINE CAPACITY (DIAMETER IN MM.)
ATOMIC CARP SPINNING REELS						
ATC-7000	4.5:1	3BB	590	103	15	0.33/370, 0.35/325, 0.38/270




OBSIDIAN

OBSIDIAN REELS

- 35mm stroke with super slow oscillation
- Light weight C-40X carbon frame and sideplates
- C-40X Rotor for corrosion resistance
- Ultra light Screw in handle
- Ultra light spool
- Even Flow Roller System with DLC coating
- Flite Drive system increases gear stability and smoothness
- Ultra-lightweight, A7075 aluminum shaft
- Rotor with tangle guard - prevents line from entering the shaft
- Extra 1 spool with 2 reducers(it can be reduced to 8000 or 1500)
- Rotor brake system
- Carbon fiber drag system
- Fast progressive drag
- All HPB Bearing
- Worm shaft transmission system
- One-Piece Bail
- 9HPB+1RB for ultimate smoothness
- Slow oscillation system



OSD12000-35AY



CARBONITE DRAG SYSTEM

Okuma's ALL NEW "Carbonite" drag system features a newly-developed carbon-based drag material which displaces heat and friction consistently and steadily even under the harshest of fishing conditions. Used in conjunction with a small amount of specially-formulated Okuma drag grease, the Carbonite drag system allows for a much wider and smoother drag range, all while maintaining exceptional performance and pure fish-stopping power.




MODEL	GEAR RATIO	BEARINGS	WEIGHT (G)	LINE RETRIEVE (CM)	MAX DRAG FORCE (KG)	MONO LINE CAPACITY (DIAMETER IN MM.)
OBSIDIAN SPINNING REELS						
OSD12000-35AY	4.3:1	9HPB+1RB	520	103	18	0.33/680, 0.35/600, 0.38/500
Reducer 1500	-	-	-	-	-	0.16/330, 0.18/260, 0.20/210
Reducer 8000	-	-	-	-	-	0.33/440, 0.35/385, 0.38/320

LIGHT WEIGHT C-40X CARBON FRAME, SIDEPLATES ROTOR



ULTRA LIGHT AND MACHINED ALUMINUM SCREW IN HANDLE DESIGN



ULTRA-LIGHTWEIGHT, A7075 ALUMINUM SHAFT



ONE-PIECE BAIL

The one-piece bail is a seamless design that reduces friction on the bail, allowing unobstructed line entry into the roller.



ULTRA LIGHT SPOOL, EXTRA 1 SPOOL WITH 2 REDUCERS



FLITE™ DRIVE

In the previous reels, when the main shaft moved up and down, a large area of friction was generated with the inner hole of the pinion, which caused you to feel resistance when turning. In order to reduce drag and achieve the lightness of rotation, we hollowed out the center of the pinion to reduce friction with shaft. To achieve the excellent lightness that maintains the original support strength and makes you feel the rotation.



DIAMOND-LIKE CARBON (DLC)

EVEN FLOW ROLLER SYSTEM WITH DLC COATING

The EFR II with DLC coating greatly reduces line friction and prevents fishing worn out in addition to frictionless free rolling on the line roller to reduce line twist.





8K

8K REELS

- Quick set anti reverse roller bearing
- Slow oscillation system
- 5 ball bearing+1 roller bearing
- Fast drag system
- Double stainless steel line clickers
- Precision worm shaft transmission system
- Rotor brake system
- Hydro block water tight drag seal
- With carbon washers
- Precision zinc handle arm with wooden knob



8K



MODEL	GEAR RATIO	BEARINGS	WEIGHT (G)	LINE RETRIEVE (CM)	MAX DRAG FORCE (KG)	MONO LINE CAPACITY (DIAMETER IN MM.)
8K SPINNING REELS						
8K	4.7:1	5BB+1RB	743	108	18	0.33/620, 0.35/550, 0.38/470



SLOW OSCILLATION SYSTEM

Makes the line wind more straight and tight, reduce the friction when casting. Uper Long Stroke Spool 45mm.



SPARE ALUMINUM SHALLOW SPOOL (ON OPTION)



FAST PROGRESSIVE DRAG

This fast progressive drag allows a setting from low drag power to almost full drag power in less than 360° rotation



WORM SHAFT TRANSMISSION SYSTEM

8K equips upgraded worm shaft transmission system, strengthens the construction, let the reel more rigid, makes the line wind more straight and tight, working more smoothly.



ROTOR WITH BRUSH GUARDS

Prevent line twist between rotor and main shaft effectively.

ROTOR BRAKE SYSTEM

Prevent rotor to turn around and reverse when casting.



SUPER LONG STROKE SPOOL 45MM



TR-7000

T-REX

T-REX REELS

- SRS : Solid Reel System
- Crossover Construction design
- Quick-Set anti-reverse roller bearing
- Worm shaft transmission system
- Precision machine cut brass pinion gear
- LCS : Line Control Spool for longer casting distance
- Fast Progressive Drag System
- Multi disc, Japanese oiled felt drag system
- Forged aluminum handle with wooden knob
- Hydro Block water tight drag seal
- Heavy duty, solid aluminum, anodized bail wire
- RESII: Computer balanced Rotor Equalizing System
- Aluminum spool
- Round metal line clip



MODEL	GEAR RATIO	BEARINGS	WEIGHT (G)	LINE RETRIEVE (CM)	MAX DRAG FORCE (KG)	MONO LINE CAPACITY (DIAMETER IN MM.)
T-REX SPINNING REELS						
TR-7000	4.5:1	6BB+1RB	616	102	12	0.33/370, 0.35/325, 0.38/270



CB-60

CUSTOM BLACK

CUSTOM BLACK REELS

- 3 +1 stainless steel bearings
- Quick-Set anti-reverse roller bearing
- Machine cut anodizing alum spool
- Aluminum regular handle
- Hydro block system
- Even flow roller
- Worm shaft transmission system
- LCS line control spool
- Metal line clip
- Spare graphite spool



MODEL	GEAR RATIO	BEARINGS	WEIGHT (G)	LINE RETRIEVE (CM)	MAX DRAG FORCE (KG)	MONO LINE CAPACITY (DIAMETER IN MM.)
CUSTOM BLACK SPINNING REELS						
CB-60	4.5:1	3BB+1RB	570	102.9	12	0.25/515, 0.30/360, 0.35/270, 0.40/210
CB-80	3.8:1	3BB+1RB	690	92.5	15	0.40/265, 0.45/210, 0.50/170, 0.55/135



C-7000

CUSTOM

CUSTOM REELS

- Corrosion resistant graphite body and rotor
- 3 ball bearings + 1 roller bearing
- Quick-Set infinite anti-reverse system
- Aluminum anodized spool
- Graphite spare spool
- CFR : Cyclonic Flow Rotor
- 2 round metal line clips
- Multi-disc, Japanese oiled felt drag washers
- RESII: Computer balanced Rotor Equalizing System
- EFR II : Even Flow Line Roller
- Soft touch ABS T-shape handle knob
- Spod version CS : Prespooled with 200m Braid 30 lbs



MODEL	GEAR RATIO	BEARINGS	WEIGHT (G)	LINE RETRIEVE (CM)	MAX DRAG FORCE (KG)	MONO LINE CAPACITY (DIAMETER IN MM.)
CUSTOM SPINNING REELS						
C-7000	4.8:1	3BB+1RB	622	107	16	0.33/370, 0.35/325, 0.38/270
CUSTOM SPOD SPINNING REELS						
CS-7000S	4.8:1	3BB+1RB	665	107	16	0.20/410, 0.22/340, 0.25/270



INC-6000

INC

INC REELS

- Compact body
- Long Stroke spool 30mm
- Corrosion-resistant graphite body
- 3 ball bearing + 1 roller bearing
- Quick Set infinite anti-reverse system
- Machine cut aluminum spool
- 2 round metal line clips
- Rigid metal handle with wooden knob
- Worm shaft oscillation system
- Machined cut brass pinion gear
- Heavy duty, solid aluminum bail wire
- RESII: Computer-balanced rotor system
- Even Flow line roller
- Rotor brake system
- Fast progressive drag



MODEL	GEAR RATIO	BEARINGS	WEIGHT (G)	LINE RETRIEVE (CM)	MAX DRAG FORCE (KG)	MONO LINE CAPACITY (DIAMETER IN MM.)
INC SPINNING REELS						
INC-6000	5.3:1	3BB+1RB	460	104	12	0.30/370, 0.33/300, 0.35/270
INC-8000	5.3:1	3BB+1RB	533	123	16	0.33/440, 0.35/385, 0.38/320

FLITE SURF



FLS35-1500AY

FLITE SURF REELS

- 35mm stroke with super slow oscillation
- Light weight C-40X carbon frame and sideplates
- C-40X Rotor for corrosion resistance
- One-Piece Bail
- Even Flow Roller System with DLC coating
- Flite Drive system increases gear stability and smoothness
- Ultra-lightweight, A7075 aluminum shaft
- Ultra light Screw in handle
- Ultra light spool
- Rotor with tangle guard - prevents line from entering the shaft
- Rotor brake system
- Carbon fiber drag system
- Fast progressive drag
- All HPB Bearing
- Worm shaft transmission system
- Extra 2 spools for size 1500: 8000 aluminum spool and 3000 POM spool
- 9HPB+1RB for ultimate smoothness
- Slow oscillation system



MODEL	GEAR RATIO	BEARINGS	WEIGHT (G)	LINE RETRIEVE (CM)	MAX DRAG FORCE (KG)	MONO LINE CAPACITY (DIAMETER IN MM.)
FLITE SURF SPINNING REELS						
FLS35-1500AY	4.3:1	9HPB+1RB	472	103	18	0.16/330, 0.18/260, 0.20/210
FLS35-12000A	4.3:1	9HPB+1RB	520	103	18	0.33/680, 0.35/600, 0.38/500
3000 spare spool	-	-	-	-	-	0.20/410, 0.22/340, 0.25/270
8000 spare spool	-	-	-	-	-	0.33/440, 0.35/385, 0.38/320

ULTRA LIGHT SPOOL: 1500 SIZE ONLY 70G



DIAMOND-LIKE CARBON (DLC)

EVEN FLOW ROLLER SYSTEM WITH DLC COATING

The EFR II with DLC coating greatly reduces line friction and prevents fishing worn out in addition to frictionless free rolling on the line roller to reduce line twist.

LIGHT WEIGHT C-40X CARBON FRAME, SIDEPLATES ROTOR



ULTRA LIGHT AND MACHINED ALUMINUM SCREW IN HANDLE DESIGN




ONE-PIECE BAIL

The one-piece bail is a seamless design that reduces friction on the bail, allowing unobstructed line entry into the roller.



ULTRA-LIGHTWEIGHT, A7075 ALUMINUM SHAFT



FLITE™ DRIVE

In the previous reels, when the main shaft moved up and down, a large area of friction was generated with the inner hole of the pinion, which caused you to feel resistance when turning. In order to reduce drag and achieve the lightness of rotation, we hollowed out the center of the pinion to reduce friction with shaft. To achieve the excellent lightness that maintains the original support strength and makes you feel the rotation.



GEARING STABILIZATION DESIGN

Provides excellent support on the top, middle and bottom of the pinion gear, making the gears extremely stable and durable.



CARBONITE DRAG SYSTEM

Okuma's ALL NEW "Carbonite" drag system features a newly-developed carbon-based drag material which displaces heat and friction consistently and steadily even under the harshest of fishing conditions. Used in conjunction with a small amount of specially-formulated Okuma drag grease, the Carbonite drag system allows for a much wider and smoother drag range, all while maintaining exceptional performance and pure fish- stopping power.



SURF-8K

SURF-8K

SURF-8K REELS

- Quick set anti reverse roller bearing
- Slow oscillation system
- Fast drag system
- Double stainless steel line clickers
- Precision worm shaft transmission system
- Rotor brake system
- Hydro block water tight drag seal
- With carbon washers
- Precision zinc handle arm with TPE ergo grip



MODEL	GEAR RATIO	BEARINGS	WEIGHT (G)	LINE RETRIEVE (CM)	MAX DRAG FORCE (KG)	MONO LINE CAPACITY (DIAMETER IN MM.)
SURF 8K SPINNING REELS						
SURF-8K	4.7:1	5BB+1RB	763	108	18	0.33/620, 0.35/550, 0.38/470

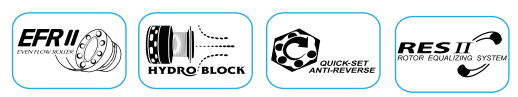


DSA-60

DISTANCE SURF ARENA

DISTANCE SURF ARENA REELS

- Slim Blade corrosion-resistant graphite body
- 3 ball bearing + 1 roller bearing
- Quick Set infinite anti-reverse system
- Machine cut aluminum spool
- LCS : round metal line clip
- FPD : Fast Progressive Drag
- Rigid metal handle
- TPE T-Shape handle knob
- Worm Shaft transmission system
- Even Flow line roller
- Hydro block drag system



MODEL	GEAR RATIO	BEARINGS	WEIGHT (G)	LINE RETRIEVE (CM)	MAX DRAG FORCE (KG)	MONO LINE CAPACITY (DIAMETER IN MM.)
DISTANCE SURF ARENA SPINNING REELS						
DSA-60	4.5:1	3BB+1RB	578	103	16	0.33/320, 0.35/280, 0.38/240
DSA-80	3.8:1	3BB+1RB	673	92	16	0.33/390, 0.35/345, 0.38/295



RA-6000



DTA-60

ROCKAWAY

ROCKAWAY REELS

- 4BB + 1RB stainless steel bearing system
- Quick-Set anti-reverse roller bearing
- Precision machine cut brass pinion gear
- Corrosion resistant frame, sideplate and rotor
- Rigid metal handle design to reduce flex
- Long cast, 2-tone anodized aluminum spool



MODEL	GEAR RATIO	BEARINGS	WEIGHT (G)	LINE RETRIEVE (CM)	MAX DRAG FORCE (KG)	MONO LINE CAPACITY (DIAMETER IN MM.)
ROCKAWAY SPINNING REELS						
RA-6000	5.3:1	4BB+1RB	486	104	12	0.30/370, 0.33/300, 0.35/270
RA-8000	5.3:1	4BB+1RB	531	123	16	0.33/440, 0.35/385, 0.38/320

DISTANCE DTA

DISTANCE DTA REELS

- 3 +1RB stainless steel bearings
- Quick-Set anti-reverse roller bearing
- Machine cut anodizing alum spool
- Aluminum regular handle
- Hydro block system
- Even flow roller
- Worm shaft transmission system
- Metal line clip
- LCS line control spool



MODEL	GEAR RATIO	BEARINGS	WEIGHT (G)	LINE RETRIEVE (CM)	MAX DRAG FORCE (KG)	MONO LINE CAPACITY (DIAMETER IN MM.)
DISTANCE SURF DTA SPINNING REELS						
DTA-60	4.5:1	3BB+1RB	570	100.3	12	0.25/600, 0.30/420, 0.35/310, 0.40/240

BIG BOMBER SPOD

BIG BOMBER SPOD REELS

- Graphite body construction
- BBD : body blade design
- 3+1 ball bearings
- Quick-Set anti reverse roller bearing
- Machine cut anodized aluminum spool
- 2 round metal line-clips
- Hard metal handle
- TPE Ergo grip handle knob
- XXL Even flow roller
- Worm shaft transmission system
- FPD : Fast Progressive Drag System
- Heavy duty, solid aluminum, anodized bail wire
- RESII: Computer balanced Rotor Equalizing System



BBS-8000S



MODEL	GEAR RATIO	BEARINGS	WEIGHT (G)	LINE RETRIEVE (CM)	MAX DRAG FORCE (KG)	MONO LINE CAPACITY (DIAMETER IN MM.)
BIG BOMBER SPOD SPINNING REELS						
BBS-7000S	4.5:1	3BB+1RB	618	103	12	0.20/410, 0.22/340, 0.25/270
BBS-8000S	5.1:1	3BB+1RB	720	128	16	0.20/410, 0.22/340, 0.25/270

2





BAITCAST REELS

At Okuma Fishing Tackle we deliver more than fishing gear. We deliver the motivation to hit the water, the energy to maintain focus & the excitement that injects every cast with high expectations. From avid recreational angler to touring professional, Okuma baitcast reels are a step above. Find premium features like Japanese ABEC-5 spool bearings & aluminum gears as standard features in tournament models instead of aftermarket upgrades. Our selection is not simply a platform upon which to begin customization, but the best a reel can be at every price.



HAKAI DT


HAKAI DT LOW PROFILE BAITCAST

- LITECAST® magnesium frame: corrosion resistant coating
- Corrosion Resistant sideplates for maximum durability
- 42mm oversized hardened machine cut brass main gear
- Multi-disc Stainless Steel and Carbon Hybrid drag system
- Super tuner flitespool
- Patented fliteshaft hollow stainless steel main shaft
- Built in, universal line diameter indicator
- External adjustable magnetic cast control system
- Precision C-40x carbon injection star drag
- 6BB + 1RB stainless steel bearings for ultimate smoothness
- Quick-Set anti-reverse roller bearing for solid hook sets



MODEL	GEAR RATIO	BEARINGS	WEIGHT (G)	LINE RETRIEVE (CM)	MAX DRAG FORCE (KG)	MONO LINE CAPACITY (DIAMETER IN MM.)
HAKAI DT RIGHT HANDED LOWPROFILE BAITCAST REELS						
HDT100-A	6.2:1	6BB + 1RB	167	64	9	0.31/100, 0.33/90, 0.37/70
HDT100H-A	7.3:1	6BB + 1RB	168	76	9	0.31/100, 0.33/90, 0.37/70
HDT100X-A	8.1:1	6BB + 1RB	170	84	9	0.31/100, 0.33/90, 0.37/70
HAKAI DT LEFT HANDED LOWPROFILE BAITCAST REELS						
HDT101-A	6.2:1	6BB + 1RB	167	64	9	0.31/100, 0.33/90, 0.37/70
HDT101H-A	7.3:1	6BB + 1RB	168	76	9	0.31/100, 0.33/90, 0.37/70
HDT101X-A	8.1:1	6BB + 1RB	170	84	9	0.31/100, 0.33/90, 0.37/70
HAKAI DTS RIGHT HANDED LOWPROFILE BAITCAST REELS WITH SHALLOW SPOOLS						
HDT5100X-A	8.1:1	6BB + 1RB	167	84	5	0.26/100, 0.285/85, 0.31/70
HAKAI DTS LEFT HANDED LOWPROFILE BAITCAST REELS WITH SHALLOW SPOOLS						
HDT5101X-A	8.1:1	6BB + 1RB	167	84	5	0.26/100, 0.285/85, 0.31/70





FLITE™ SHAFT

FLITE SHAFT™: Patented hollow stainless steel main shaft with precision SUS balls pressed on 2 ends. Providing the perfect balance point between weight, strength and smoothness.

FLITE™ SPOOL

FLITE SPOOL™ offers a super tuned spool, 33 mm O/D, 0.4mm uniform thickness. Spool weights only 9.5g (0.33oz) and was developed for long distance casting as well as finesse style fishing.




UNIVERSAL LINE DIAM. INDICATOR

Always know what line you spooled on your reel when you pick it up.



LITECAST® Magnesium frame with extra ordinary treatment for corrosion resistance. Extra compact body, only 167g(5.9oz).



Multi-disc, Stainless steel & Carbon Hybrid drag washers, up to 9kg(20lbs) max drag.



42mm

OVERSIZE MAIN GEAR

42mm oversized hardened brass main gear. Multi-disc, stainless-steel and carbon fiber hybrid drag washers for maximum drag output up to 9kg (20lbs).

KOMODO[®] SS



KDS-364LX

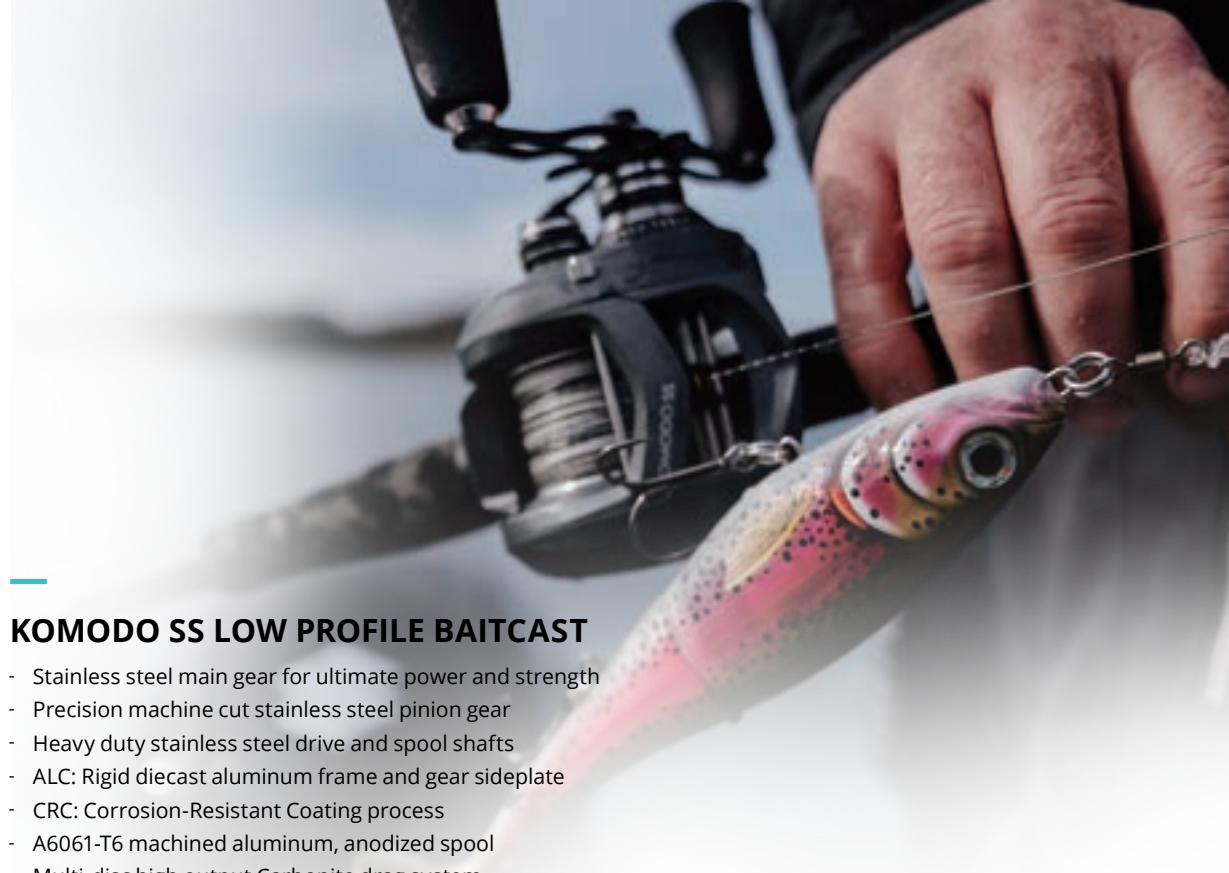


KDS-463LX

KOMODO SS LOW PROFILE BAITCAST

- Stainless steel main gear for ultimate power and strength
- Precision machine cut stainless steel pinion gear
- Heavy duty stainless steel drive and spool shafts
- ALC: Rigid diecast aluminum frame and gear sideplate
- CRC: Corrosion-Resistant Coating process
- A6061-T6 machined aluminum, anodized spool
- Multi-disc high output Carbonite drag system
- Micro-click drag star for precise drag settings
- 350 size: 6HPB+1RB corrosion resistant stainless steel bearings
- 450 size: 7HPB+1RB corrosion resistant stainless steel bearings
- Precision Japanese ABEC-5 spool bearings
- Dual anti-reverse for maximum reliability
- Quick-Set anti-reverse roller bearing
- 6-pin Velocity Control casting system
- Synchronized levelwind optimized for braided line
- Zirconium line guide inserts for use with braided line
- Available in both right and left hand retrieve
- On/Off clicker for trolling, chunking or bait fishing from size 300 and up

MODEL	GEAR RATIO	BEARINGS	WEIGHT (G)	LINE RETRIEVE (CM)	MAX DRAG FORCE (KG)	MONO LINE CAPACITY (DIAMETER IN MM.)
KOMODO SS RIGHT HAND RETRIEVE WITH TWIN PADDLE HANDLE						
KDS-364	6.4:1	6HPB+1RB	310	78.7	11	0.33/250, 0.37/230, 0.41/150
KOMODO SS LEFT HAND RETRIEVE MODELS WITH TWIN PADDLE HANDLE						
KDS-364LX	6.4:1	6HPB+1RB	310	78.7	11	0.33/250, 0.37/230, 0.41/150
KDS-463LX	6.3:1	7HPB+1RB	453	85.1	14	0.37/265, 0.42/200, 0.55/115



MULTI STRIKER V

MULTI-STRIKER V LOW PROFILE BAITCAST

- Shallow spool (PE1-200m)
- Spare deep spool (PE2-200m)
- 110mm double handle arm with lightweight EVA round handle
- Spare power handle (60mm-70mm) with C40X round carbon knob
- Multi-disc carbon fiber drag system
- MCS: Magnet brake system
- Rigid, corrosion resistant frame and sideplate construction
- Mechanical brake with clicker



	MODEL	GEAR RATIO	BEARINGS	HANDLE LENGTH (mm)	WEIGHT (G)	LINE RETRIEVE (CM)	MAX DRAG FORCE (KG)	LINE CAPACITY FOR DEEP SPOOL	LINE CAPACITY FOR SHALLOW SPOOL
	MULTI-STRIKER V RIGHT HANDED LOW PROFILE BAITCAST REELS								
NEW	MSV-100A	6.5	5+1	Double handle: 110mm Power handle: 60-70mm	213	68	7	PE No/M: 2/200, 3/150 LBS/M: 16/110, 20/85	PE No/M: 0.8/300, 1/200 LBS/M: 12/100, 14/80
NEW	MSV-100HA	7.2	5+1	Double handle: 110mm Power handle: 60-70mm	213	76	7	PE No/M: 2/200, 3/150 LBS/M: 16/110, 20/85	PE No/M: 0.8/300, 1/200 LBS/M: 12/100, 14/80
	MULTI-STRIKER V LEFT HAND LOW PROFILE BAITCAST REELS								
NEW	MSV-101A	6.5	5+1	Double handle: 110mm Power handle: 60-70mm	213	68	7	PE No/M: 2/200, 3/150 LBS/M: 16/110, 20/85	PE No/M: 0.8/300, 1/200 LBS/M: 12/100, 14/80
NEW	MSV-101HA	7.2	5+1	Double handle: 110mm Power handle: 60-70mm	213	76	7	PE No/M: 2/200, 3/150 LBS/M: 16/110, 20/85	PE No/M: 0.8/300, 1/200 LBS/M: 12/100, 14/80



MSV-100A

Spare deep spool (PE2-200m)



Spare power handle (60mm-70mm) with C40X round carbon knob



SERRANO



SRN100H-A



C100-A

SERRANO LOW PROFILE BAITCAST

- Rigid, corrosion resistant frame and sideplate construction
- 6BB + 1RB precision stainless steel bearing drive system
- Quick Set anti-reverse bearing for solid hook sets
- Precision cut, high strength brass main and pinion gears
- Externally adjustable magnetic cast control system
- 33.5mm machined aluminum, black anodized spool
- Multi-disc drags washers for consistent performance
- Double paddle, 95mm aluminum swept handle arm
- TGT Grip: Traction Grip Technology



TGT GRIP

Traction Grip Technology

MODEL	GEAR RATIO	BEARINGS	WEIGHT (G)	LINE RETRIEVE (CM)	MAX DRAG FORCE (KG)	MONO LINE CAPACITY (DIAMETER IN MM.)
SERRANO RIGHT HANDED LOW PROFILE BAITCAST REELS						
SRN100-A	6.5:1	6+1	199	68	5	0.31/110, 0.33/100, 0.37/80
SRN100H-A	7.2:1	6+1	199	76	5	0.31/110, 0.33/100, 0.37/80
SERRANO LEFT HAND RETRIEVE MODELS WITH TWIN PADDLE HANDLE						
SRN101-A	6.5:1	6+1	199	68	5	0.31/110, 0.33/100, 0.37/80
SRN101H-A	7.2:1	6+1	199	76	5	0.31/110, 0.33/100, 0.37/80



Ceymar

CEYMAR LOW PROFILE BAITCAST

- Corrosion-resistant graphite frame and sideplates
- A6061-T6 machined aluminum, anodized U-shaped spool
- Multi-disc composite drag system
- 5BB+1RB bearing drive system
- External adjustable magnetic cast control system
- Quick-Set anti-reverse roller bearing
- Sideplate access port for quick spool changes
- Ergonomic handle design allows cranking closer to body

MODEL	GEAR RATIO	BEARINGS	WEIGHT (G)	LINE RETRIEVE (CM)	MAX DRAG FORCE (KG)	MONO LINE CAPACITY (DIAMETER IN MM.)
CEYMAR RIGHT HANDED LOW PROFILE BAITCAST REELS						
C100-A	6.5:1	5+1	199	68	5	0.31/110, 0.33/100, 0.37/80
C100H-A	7.2:1	5+1	199	76	5	0.31/110, 0.33/100, 0.37/80
CEYMAR LEFT HAND RETRIEVE MODELS WITH TWIN PADDLE HANDLE						
C101-A	6.5:1	5+1	199	68	5	0.31/110, 0.33/100, 0.37/80
C101H-A	7.2:1	5+1	199	76	5	0.31/110, 0.33/100, 0.37/80





SP101-A

SCORPIO

SCORPIO LOW PROFILE BAITCAST

- Corrosion-resistant graphite frame and sideplates
- A6061-T6 machined aluminum, anodized U-shaped spool
- Multi-disc composite drag system
- 5BB+1RB bearing drive system
- External adjustable magnetic cast control system
- Quick-Set anti-reverse roller bearing
- Sideplate access port for quick spool changes
- Ergonomic handle design allows cranking closer to body

MODEL	GEAR RATIO	BEARINGS	WEIGHT (G)	LINE RETRIEVE (CM)	MAX DRAG FORCE (KG)	MONO LINE CAPACITY (DIAMETER IN MM.)
SCORPIO RIGHT HANDED LOW PROFILE BAITCAST REELS						
SP100-A	6.5:1	5+1	199	68	5	0.31/110, 0.33/100, 0.37/80
SP100H-A	7.2:1	5+1	199	76	5	0.31/110, 0.33/100, 0.37/80
SCORPIO LEFT HAND RETRIEVE MODELS WITH TWIN PADDLE HANDLE						
SP101-A	6.5:1	5+1	199	68	5	0.31/110, 0.33/100, 0.37/80
SP101H-A	7.2:1	5+1	199	76	5	0.31/110, 0.33/100, 0.37/80



FSP100-A

Fuel Spin

FUEL SPIN LOW PROFILE BAITCAST


- Corrosion-resistant graphite frame and sideplates
- A6061-T6 machined aluminum, anodized U-shaped spool
- Multi-disc composite drag system
- 3BB+1RB bearing drive system
- External adjustable magnetic cast control system
- Quick-Set anti-reverse roller bearing
- Sideplate access port for quick spool changes
- Ergonomic handle design allows cranking closer to body

MODEL	GEAR RATIO	BEARINGS	WEIGHT (G)	LINE RETRIEVE (CM)	MAX DRAG FORCE (KG)	MONO LINE CAPACITY (DIAMETER IN MM.)
FUEL SPIN RIGHT HANDED LOW PROFILE BAITCAST REELS						
FSP100-A	6.5:1	3+1	199	68	5	0.31/110, 0.33/100, 0.37/80
FSP100H-A	7.2:1	3+1	199	76	5	0.31/110, 0.33/100, 0.37/80
FUEL SPIN LEFT HAND RETRIEVE MODELS WITH TWIN PADDLE HANDLE						
FSP101-A	6.5:1	3+1	199	68	5	0.31/110, 0.33/100, 0.37/80
FSP101H-A	7.2:1	3+1	199	76	5	0.31/110, 0.33/100, 0.37/80



3





CONVENTIONAL REELS

Leadership, innovation & value are not simply concepts for board rooms & PowerPoint presentations. At Okuma Fishing Tackle, these guiding principles are embodied & evident in every product. Our engineering embraces modern fishing lines & the latest in fishing rod construction to develop reels that deliver the most power with minimal weight. We're redefining the relationship between the size of a reel & the size of the fish in order to take larger trophies on smaller reels. Our reels don't intrude on the experience, they enhance it.



TSR-5S



TSR-10S



TSR-12S



TESORO

TESORO STAR DRAG REELS

- 6061-T6 machined aluminum frame, sideplate and spool
- 17-4 grade stainless steel helical cut gearing
- Multi-disc Carbonite drag system with Cal's drag grease
- CRC: Corrosion-Resistant Coating Process
- Swept aluminum star for increased ergonomics
- Anodized aluminum swept handle reduces wobble while cranking
- 4BB+1RB corrosion resistant bearings, spool bearing with TSI oil
- Ergo grip handle knob with anodized aluminum handle arm
- Dual anti-reverse (mechanical and roller bearing)
- XL Gearing: Drop down gear box
- Quick-Set ant-reverse bearing allows for zero back play in handle
- MSS: Mechanical Stabilizing System for increased durability
- Self-lubricating gear system, all models
- High Speed 6.2:1 gear ratio

MODEL	GEAR RATIO	BEARINGS	WEIGHT (G)	LINE RETRIEVE (CM)	MAX DRAG FORCE (KG)	MONO LINE CAPACITY (DIAMETER IN MM.)
TESORO STAR DRAG REELS						
TSR-5NS	6.2:1	4+1	445	99	9	0.32/380, 0.35/280, 0.40/200
TSR-5S	6.2:1	4+1	472	99	9	0.35/325, 0.40/255, 0.45/190
TSR-10S	6.2:1	4+1	540	116.8	10	0.35/390, 0.40/290, 0.45/225
TSR-12S	6.2:1	4+1	550	116.8	10	0.40/375, 0.45/270, 0.54/170



CORTEZ

CORTEZ STAR DRAG REELS

- Corrosion resistant graphite frame and sideplates
- CZ-55W features aluminum frame and graphite sideplates
- Machined aluminum, anodized spool
- Multi-disc Carbonite drag system
- Forged aluminum, anodized star
- Anodized aluminum swept handle reduces wobble while cranking
- 4BB+1RB stainless steel bearings
- MCS: External magnetic cast control system on 5CS, 10CS and 12CS sizes
- Ergo grip handle knob
- Dual anti-reverse system (mechanical & roller bearing)
- XL Gearing: Drop down gear box
- Quick-Set anti-reverse roller bearing
- MSS: Mechanical Stabilizing System for increased durability
- Self-lubricating gear system, all models



CZ-5CSa

CZ-10CSa



MODEL	GEAR RATIO	BEARINGS	WEIGHT (G)	LINE RETRIEVE (CM)	MAX DRAG FORCE (KG)	MONO LINE CAPACITY (DIAMETER IN MM.)
CORTEZ STAR DRAG REELS						
CZ-5CSa	6.2:1	4+1	396	96.5	7	0.35/370, 0.40/275, 0.45/200
CZ-10CSa	6.2:1	4+1	499	109.2	8	0.40/360, 0.45/270, 0.50/220
CZ-12CSa	6.2:1	4+1	522	109.2	8	0.45/410, 0.50/340, 0.55/280



MCS

Okuma's Magnetic Control System is a fully-sealed, 100% waterproof cast control system that reduces backlash and improves casting distance by utilizing the magnetic field generated by the high RPM spinning of the spool during casting. The magnetic field is influenced by the adjustable cast control magnet which exerts an opposing force and allows for minute and accurate adjustments.

CONVECTOR

CONVECTOR

CONVECTOR STAR DRAG REELS

- Lightweight corrosion resistant frame and sideplates
- Machined aluminum, gun smoke anodized spool
- Stainless steel reinforcing sideplate rings
- Multi-disc Carbonite drag system
- Ratcheting drag star for precise drag settings
- 2BB+1RB Stainless steel bearing drive system
- Quick-Set anti-reverse roller bearing
- Dual anti-reverse system. (Mechanical & roller bearing)
- Speed Lock pinion gear system
- Durable high-grade brass main and pinion gear system
- XL gearing: Drop down gear box 20, 30, 45 sizes
- Self lubricating gear system, all models
- Wide Mouth levelwind ("L" models): Clearance for copper line
- Ergo grip handle knobs featured on all models
- Stainless steel Body Armor on CV-55L
- MSS: Mechanical Stabilizing System for increased durability

MODEL	GEAR RATIO	BEARINGS	WEIGHT (G)	LINE RETRIEVE (CM)	MAX DRAG FORCE (KG)	MONO LINE CAPACITY (DIAMETER IN MM.)
RIGHT HANDED LEVELWIND REELS REELS						
CV-45L	4.0:1	2+1	635	66.0	9	0.45/450, 0.50/360, 0.55/300
CV-55L	4.0:1	2+1	984	86.4	10	0.50/570, 0.55/470, 0.60/400



CV-55L

CONVECTOR LINE COUNTER

CONVECTOR LINE COUNTER REELS

- Lightweight corrosion resistant frame and sideplates
- Machined aluminum, gun smoke anodized spool
- Stainless steel reinforcing sideplate rings
- Mechanical line counter function measures in feet
- Multi-disc Carbonite drag system
- Ratcheting drag star for precise drag settings
- 2BB+1RB Stainless steel bearing drive system
- Quick-Set anti-reverse roller bearing
- Dual anti-reverse system. (Mechanical & roller bearing)
- Speed Lock pinion gear system
- Durable high-grade brass main and pinion gear system
- XL gearing: Drop down gear box on all models
- Self lubricating gear system, all models
- Wide Mouth levelwind: Clearance for copper line
- Spool stabilizing system for increased durability
- Ergo grip handle knobs featured on all models
- DLX represents left hand crank line counter models
- MSS: Mechanical Stabilizing System for increased durability

MODEL	GEAR RATIO	BEARINGS	WEIGHT (G)	LINE RETRIEVE (CM)	MAX DRAG FORCE (KG)	MONO LINE CAPACITY (DIAMETER IN MM.)
RIGHT HANDED LINE COUNTER REELS						
CV-30D	4.0:1	2+1	610	61.0	7	0.40/420, 0.45/320, 0.50/260
CV-45D	4.0:1	2+1	649	66.0	7	0.45/450, 0.50/360, 0.55/300
CV-30DS*	6.2:1	2+1	584	94.2	7	0.40/420, 0.45/320, 0.50/260
CV-45DS*	6.2:1	2+1	638	104.9	7	0.45/450, 0.50/360, 0.55/300
LEFT HANDED LINE COUNTER REELS						
CV-20DLX	5.1:1	2+1	468	58.4	6	0.35/270, 0.40/210, 0.45/150
CV-30DLX	4.0:1	2+1	610	61.0	7	0.40/420, 0.45/320, 0.50/260



CV-20DLX

*High Speed Reel



CVT SYSTEM

Clear View Technology
anti-fogging line counter



QUICK DROP SYSTEM

Quick Drop, switch for precision lure / bait placement



CONVECTOR

CONVECTOR LOW PROFILE LINE COUNTER REELS

- Precision machine cut brass main and pinion gears
- Mechanical line counter function measures in feet
- CVT: Clear View Technology anti-fogging line counter
- 2BB + 1RB stainless steel bearings for long last performance
- Automatic trip, spool engagement mechanism
- A6061-T6 machined aluminum, anodized spool
- Multi-disc high output Carbonite drag system
- Dual anti-reverse for maximum reliability
- Synchronized levelwind optimized for braided line
- Quick Drop, switch for precision lure/bait placement
- Available in both right and left hand retrieve
- On/Off clicker perfect for all trolling applications



CV-354D



MODEL	GEAR RATIO	BEARINGS	WEIGHT (G)	LINE RETRIEVE (CM)	MAX DRAG FORCE (KG)	MONO LINE CAPACITY (DIAMETER IN MM.)
CONVECTOR RIGHT HANDED LOW PROFILE LINE COUNTER REELS						
CV-163D	6.3:1	2+1	236	68	5	0.26/240, 0.31/160, 0.37/110
CV-354D	5.4:1	2+1	332	66	10	0.33/240, 0.37/180, 0.41/145
CONVECTOR LEFT HANDED LOW PROFILE LINE COUNTER REELS						
CV-163DLX	6.3:1	2+1	236	68	5	0.26/240, 0.31/160, 0.37/110
CV-354DLX	5.4:1	2+1	332	66	10	0.33/240, 0.37/180, 0.41/145



CW-303D



CW-203D-LE



CW-553LS

Cold Water

COLD WATER LINE COUNTER REELS

- Lightweight corrosion resistant frame & sideplates
- Multi-disc, Carbonite drag system
- Aluminum handle arm with Ergo grip handle knobs
- 2BB + 1RB Stainless steel ball bearings
- Quick-set anti-reverse roller bearing
- Oversized machine cut brass XL drive and pinion gears
- Self-lubricating gearing system, all models
- Speed Lock pinion gear system, all models
- Machined aluminum, two tone anodized spool
- Dual anti-reverse system. (Mechanical and roller bearing)
- Mechanical line counter function measures in feet
- CVT: Clear View Technology anti-fogging line counter
- Aluminum ratcheting drag star for precision drag settings
- Wide Mouth levelwind: Clearance for copper lines
- Automatic trip spool engaging mechanism
- MSS: Mechanical Stabilizing System for increased durability
- DLX represent left hand crank line counter models

COLD WATER WIRE LINE REELS

- Designed with high speed gear ratios for increased line pickup
- 303/453DS models are high speed line counter reels
- 553LS is a large diameter high speed levelwind reel (no counter)
- Oversized brass XL gearing system
- Multi-disc Carbonite drag washers for maximum efficiency
- 2HPB + 1RB corrosion resistant stainless steel bearings
- Dual anti-reverse system for maximum strength and reliability
- Quick-Set stainless steel anti-reverse roller bearing
- Machined aluminum, anodized spool
- Speed Lock pinion gear system for instant engagement
- Ergo grip handle knob for increased comfort
- Wide Mouth levelwind: Increased knots clearance
- Silent retrieve system for increased smoothness
- MSS: Mechanical Stabilizing System for precise alignment
- XL gearing: Drop down gear box for maximum gear sizing
- Self-lubricating gear system for maximum heat dissipation

MODEL	GEAR RATIO	BEARINGS	WEIGHT (G)	LINE RETRIEVE (CM)	MAX DRAG FORCE (KG)	MONO LINE CAPACITY (DIAMETER IN MM.)
COLD WATER LINE COUNTERS						
CW-153D	5.1:1	2+1	414	58.4	6	0.35/220, 0.40/170, 0.45/130
CW-203D	5.1:1	2+1	425	58.4	6	0.35/270, 0.40/210, 0.45/150
CW-303D	4.2:1	2+1	567	61.0	7	0.40/420, 0.45/320, 0.50/260
CW-453D	4.2:1	2+1	618	66.0	7	0.45/450, 0.50/360, 0.55/300
CW-153DLX*	5.1:1	2+1	414	58.4	6	0.35/220, 0.40/170, 0.45/130
CW-203DLX*	5.1:1	2+1	425	58.4	6	0.35/270, 0.40/210, 0.45/150
CW-303DLX*	4.2:1	2+1	567	61.0	7	0.40/420, 0.45/320, 0.50/260
COLD WATER LINE COUNTERS - SPECIAL EDITION						
CW-203D-LE	5.1:1	2+1	425	58.4	6	0.35/270, 0.40/210, 0.45/150
CW-203DLX-LE	5.1:1	2+1	425	58.4	6	0.35/270, 0.40/210, 0.45/150
COLD WATER WIRW LINE REELS						
CW-303DS	6.2:1	2+1	570	94.2	9	0.40/420, 0.45/320, 0.50/260
CW-453DS	6.2:1	2+1	624	104.9	9	0.45/450, 0.50/360, 0.55/300
CW-553LS	4.7:1	2+1	870	103.4	9	0.50/570, 0.55/470, 0.60/400

*Left Handed Reel



MAGDA^{PRO} Line Counter



MA-45DXT

MAGDA PRO LINE COUNTER REELS

- Lightweight, corrosion-resistant frame and side plates
- Corrosion-resistant graphite spools
- Mechanical line counter function measures in feet
- 2 Stainless steel ball bearing
- 16-point anti-reverse for improved hookups
- Line counter screw port for improved air access
- Durable Machine cut brass gearing
- Self-Lubricating Gear System, all models
- 20 – 45 sizes with Ergo grip handle knob design
- 15-size features a twin paddle handle configuration
- Automatic trip spool engaging mechanism
- Stainless steel levelwind line guide system
- DLXT represents left hand crank models
- MA-15DXT-T features a twin paddle handle design

MODEL	GEAR RATIO	BEARINGS	WEIGHT (G)	LINE RETRIEVE (CM)	MAX DRAG FORCE (KG)	MONO LINE CAPACITY (DIAMETER IN MM.)
MAGDA PRO REELS						
MA-15DXT-T	5.1:1	2	357	58	6	0.35/220, 0.40/170, 0.45/120
MA-20DXT	5.1:1	2	366	58	6	0.35/270, 0.40/210, 0.45/150
MA-30DXT	4.0:1	2	457	66	7	0.40/420, 0.45/320, 0.50/260
MA-45DXT	4.0:1	2	493	73	8	0.45/450, 0.50/360, 0.55/300
MA-20DLXT*	5.1:1	2	366	58	6	0.35/270, 0.40/210, 0.45/150
MA-30DLXT*	4.0:1	2	457	61	7	0.40/420, 0.45/320, 0.50/260
MAGDA PRO METER LINE COUNTER REEL						
MA-20DXT(M)	5.1:1	2	366	58	6	0.35/270, 0.40/210, 0.45/150

NEW

*Left Handed Reel

MODEL	GEAR RATIO	BEARINGS	WEIGHT (G)	LINE RETRIEVE (CM)	MAX DRAG FORCE (KG)	MONO LINE CAPACITY (DIAMETER IN MM.)
MAGDA DT REELS						
MA-15DT-T	5.1:1	0	365	58	6	0.35/220, 0.40/170, 0.45/130
MA-20DT	5.1:1	0	370	58	6	0.35/270, 0.40/210, 0.45/150
MA-30DT	4.0:1	0	460	61	7	0.40/420, 0.45/320, 0.50/260
MA-15DLT*	5.1:1	0	365	62	6	0.35/220, 0.40/170, 0.45/130
MA-20DLT*	5.1:1	0	370	58	6	0.35/270, 0.40/210, 0.45/150
MA-30DLT*	4.0:1	0	450	64	7	0.40/420, 0.45/320, 0.50/260

*Left Handed Reel



CLASSIC PRO XPD

CLASSIC PRO XPD REELS

- Lightweight corrosion resistant frame and sidelates
- Machined aluminum, anodized spool
- Stainless steel reinforcing sideplate rings
- Mechanical line counter function measures in feet
- Multi-disc Carbonite drag system
- 2 Stainless steel ball bearings
- Durable machine-cut brass gearing
- Ergo Grip handle knob with anodized aluminum handle arm
- Self lubricating gear system, all models
- Stainless steel level-wind line guide system



XPD-30Da

MODEL	GEAR RATIO	BEARINGS	WEIGHT (G)	LINE RETRIEVE (CM)	MAX DRAG FORCE (KG)	MONO LINE CAPACITY (DIAMETER IN MM.)
CLASSIC PRO XPD REELS						
XPD-20Da	5.1:1	2	390	58.4	6 kg	0.35/270, 0.40/210, 0.45/150
XPD-30Da	4.0:1	2	500	61.0	7 kg	0.40/420, 0.45/320, 0.50/260
XPD-20DLXa	5.1:1	2	390	58.4	6 kg	0.35/270, 0.40/210, 0.45/150
XPD-30DLXa	4.0:1	2	500	61.0	7 kg	0.40/420, 0.45/320, 0.50/260

*Left Handed Reel





XP-302La



CLX-452La



CLX-200La



XP-302C

CLASSIC PRO

CLASSIC PRO XP REELS

- Lightweight corrosion resistant frame and sideplates
- Machined aluminum, anodized spool
- Ported graphite frame design
- Stainless steel reel foot for strength
- Dependable multi-disc Rulidium drag system
- Classic Pro XP features 2 ball bearings
- Machine cut brass and stainless steel gearing
- Aluminum power handle with T-style knobs
- Self lubricating gear system
- Stainless steel levelwind line guide system

CLASSIC CLX REELS

- Lightweight corrosion resistant frame and sideplates
- Corrosion resistant graphite spools
- Ported graphite frame design
- Stainless steel reel foot for strength
- Dependable multi-disc Rulidium drag system
- CLX features a bushing drive
- Aluminum power handle with T-style knobs
- Self lubricating gear system
- Stainless steel levelwind line guide system



	MODEL	GEAR RATIO	BEARINGS	WEIGHT (G)	LINE RETRIEVE (CM)	MAX DRAG FORCE (KG)	MONO LINE CAPACITY (DIAMETER IN MM.)
	CLASSIC PRO XP TOPLESS STAR DRAG REELS						
NEW	XP-302C	4.0:1	2	433	66	6	0.40/420, 0.45/320, 0.50/260
NEW	XP-452C	4.0:1	2	471	73	6	0.45/450, 0.50/360, 0.55/300
	CLASSIC PRO XP LEVELWIND STAR DRAG REELS						
	XP-302La	3.8:1	2	441	61	6	0.40/420, 0.45/320, 0.50/260
	XP-452La	3.8:1	2	472	63.5	6	0.45/450, 0.50/360, 0.55/300
	CLASSIC CLX LEVELWIND STAR DRAG REELS						
	CLX-200La	5.1:1	Bushing	333	58.4	5	0.35/270, 0.40/210, 0.45/150
	CLX-300La	3.8:1	Bushing	414	61	6	0.40/420, 0.45/320, 0.50/260
	CLX-450La	3.8:1	Bushing	441	63.5	6	0.45/450, 0.50/360, 0.55/300
	CLX-300LXa*	3.8:1	Bushing	414	61	6	0.40/420, 0.45/320, 0.50/260
	CLASSIC PRO CLX LEVELWIND STAR DRAG REELS						
	CLX-302La	3.8:1	2	438	61	6	0.40/420, 0.45/320, 0.50/260
	CLX-452La	3.8:1	2	474	63.5	6 kg	0.45/450, 0.50/360, 0.55/300
	CLX-302LXa*	3.8:1	2	438	61.0	6 kg	0.40/420, 0.45/320, 0.50/260

*Left Handed Reel



MAKAIRA

DUAL FORCE DRAG SYSTEM

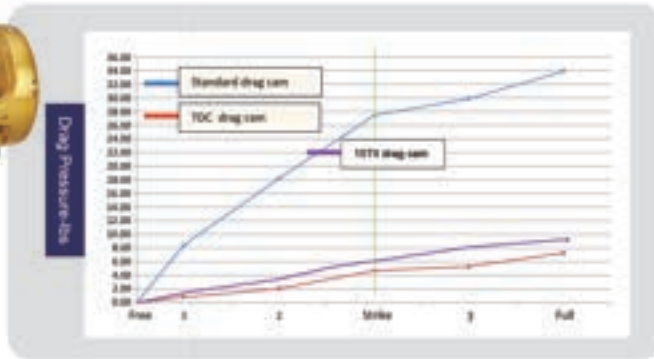
The specialized carbon DFD or Dual Force Drag system used on all Makaira reels was specifically engineered to be mounted in the right side of the spool in order to bring all the mechanical workings closer together to maximize alignment & durability. The farther mechanical parts are separated the more opportunity there is for tolerance error & flexing which causes parts alignment issues. The DFD principal was specifically designed around the “Pull Bar Drag System”. The major advantage to a “Pull Bar Drag System” is that the drag is being pulled rather than pushed. The most common type of lever drag in the industry is the “Push Bar Drag System”. The Push Bar System places heavy pressure on the left sideplate & utilizes the frame for overall stability which is a fatal flaw in this type of design. This pressure creates frame flex, reducing drag pressure & causing tolerance alignment issues. This problem is further exaggerated on open top designs from other companies. One of the major benefits to the pull bar design is that there is no pressure placed on the frame. Therefore, our open top frame designs will not suffer frame flex found in our competitors reels.

This highly efficient drag system was designed & engineered by Tiburon Engineering USA to increase maximum drag pressure, reduce side load pressure on ball bearings & improve heat dissipation for long term smoothness over extended periods. This Okuma DFD is considered a wet drag system comprised of two carbon fiber drag washers that are sandwiched together & bonded with a fiber glass core. Pure carbon washers are coated with a thin layer of Cal Sheet’s Universal drag grease for virtually zero start up inertia. These washers are compressed by two precision ground 17-4 grade stainless steel drag plates that have been ground flat then polished for maximum smoothness. These stainless steel friction drag plates have a minimum 32 Rockwell hardness allowing for high-end drag settings & consistently smooth drag performance at all ranges. The drag system is secured to the right side of the spool by a 6061-T6 grade aluminum cover that features Type-II anodizing for maximum alignment, strength & corrosion resistance.

MAKAIRA REELS WITH TDC DRAG CAMS



MK-8II/10II/15II/15TII



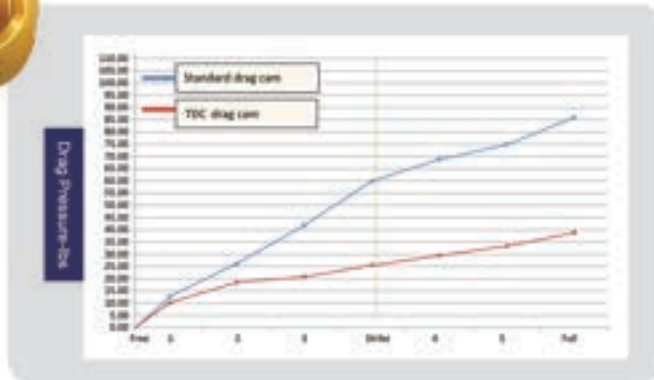
MK8II/10II/15II/15TII-LINE CLASS 15 LBS

Drag Lever Position	1	2	Strike	3	Full
Standard drag cam	8.6	18.6	27.3	30.2	34.1
TDC drag cam	0.9	2.1	4.7	5.5	7.0
15TII TDC drag cam	1.5	2.8	4.7	6.2	7.3

(lb)



MK-50II/MK-50WII



MK50II/50WII-LINE CLASS 50 LBS

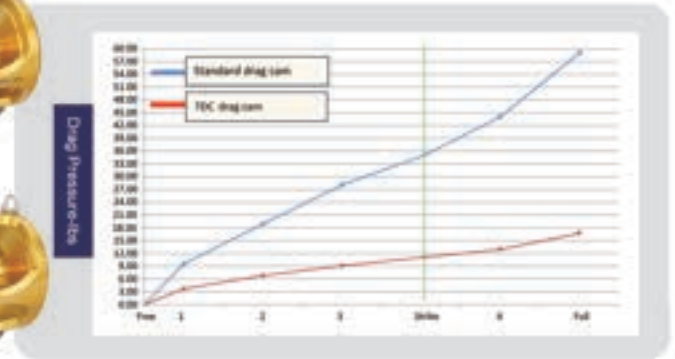
Drag Lever Position	1	2	3	Strike	4	5	Full
Standard drag cam	12.0	26.1	42.7	59.6	67.6	75.8	86.7
TDC drag cam	10.3	17.7	21.4	26.2	29.1	33.2	38.9

(lb)



MK-16II/20II

MK-30II




MK16II/20II/30II-LINE CLASS 30 LBS

Drag Lever Position	1	2	3	Strike	4	Full
Standard drag cam	10.5	19.2	28.3	38.2	44.6	59.3
TDC drag cam	4.2	7.0	9.1	11.4	13.7	17.5

(lb)



MK-80WII / 130II



MK80WII/130II-LINE CLASS 80 LBS

Drag Lever Position	1	2	3	Strike	4	5	Full
Standard drag cam	4.8	26.5	51.1	69.7	81.0	93.1	103.4
TDC drag cam	5.5	13.6	19.3	26.1	31.0	35.3	39.4

(lb)



MAKAIRA®

TOURNAMENT DRAG CAM

IGFA LINE CLASSES FOR MAKAIRA



Okuma's TDC or "Tournament Drag Cam" is designed with a more gradual ramp in the cam system that is intended for anglers fishing light line and tournament IGFA line classes. The standard cam that is installed in the Makaira reels is engineered to be compatible with braided line and offers aggressive drag ramps in order to output heavy drag ratings. The Makaira reels are engineered to output extreme drag pressure, but this is not required by all anglers. These reels have been designed to offer customization and with the TDC cam system, Okuma is offering anglers a reel that is versatile for a wide range of fishing applications, allowing anglers the ability to achieve a more gradual increase in drag settings.

MODEL	DESCRIPTION
TDC-8II/10II/15II/15TII	Makaira Tournament Drag Cam
TDC-16II/20II/30II	Makaira Tournament Drag Cam
TDC-50II/50WII	Makaira Tournament Drag Cam
TDC-80WII/130II	Makaira Tournament Drag Cam

MODEL	TYPE OF BRAID	BRAIDED LINE LENGTH	TOP SHOT LENGTH
BRAID LINE CAPACITY FOR MAKAIRA REELS			
MK-10II	Solid	300-yds of 50-lbs	75 to 100-yds of 20 to 40-lbs
MK-15II	Solid	300-yds of 65-lbs	80 to 100-yds of 30 to 50-lbs
MK-15TII	Solid	450-yds of 80-lbs	15-yds top shot
MK-16II	Hollow Core	600-yds of 100-lbs	50 ft. wind on leader
MK-20II	Hollow Core	700-yds of 100-lbs	50 ft. wind on leader
MK-30II	Hollow Core	800-yds of 100-lbs (HC)	80-yds of 80-lbs
MK-50II	Hollow Core	600-yds of 130-lbs (HC)	50 to 80-yds of 80 to 100-lbs
MK-50WII	Hollow Core	800-yds of 130-lbs (HC)	50 to 80-yds of 80 to 100-lbs
MK-80WII	Hollow Core	1000-yds of 80-lbs (HC)	80 to 100-yds of 130-lbs



SILENT ANTI-REVERSE:

The Makaira's proprietary anti-reverse system allows for a smoother and quieter feeling. We equate this feeling to that of a Lexus, when compared to other reels in the market. Most reels in the market hide their rough gear quality by the noise and vibration caused by the engagement and clacking of the anti-reverse pawls. The Okuma silent system is unlike any other 2-speed reel in the industry for smoothness. This anti-reverse system is supported by a 12 point double dog anti-reverse pawl system. The Makaira system is very simple in principal but the performance is extremely advanced. As you turn the reel forward the anti-reverse pawls slide open allowing a friction free and quiet retrieve. As soon as the handle is stopped or pulled backwards the anti-reverse pawls are engaged into place by their drive shaft actuated sliding system. The strength of this anti-reverse system does not solely rely on a dog spring like found on most of our competitors reels. The sliding function does not rely heavily on a dog spring system and is mainly controlled by the forward and reverse movement applied to the drive shaft through the movement of the angler turning the handle.



HELICAL CUT GEARING:

Makaira lever drag reels utilize helical cut main and pinion gears. This process allows for improved gear meshing which equates to improved gear smoothness. The angled teeth found in helical cut gears engage more gradually than straight cut or spur gear teeth. This allows helical gears to run smoother and quieter compared to spur gears. Spur gears cause impact stress and noise, because of the hard meshing and can not take as much torque as helical gears because their teeth are receiving impact blows as they mesh together.

GREASE AND OIL:



To further enhance the corrosion resistance of Makaira reels, Okuma applies our CRC or Corrosion Resistant Coating process to all internal and external parts for maximum protection. Our CRC process utilizes a coating process of Corrosion X HD formula that actually penetrates and bonds to the aluminum parts for long term protection. The extra steps taken in the assembly of the Makaira allows this reel to be a leader in the fishing tackle industry for long term use and performance. To further enhance the Makaira's function and performance, Okuma applies Cal's Universal drag grease to our carbon fiber drag washers for the smoothest wet drag system. The addition of Cal's drag grease allows for virtually zero start up inertia and smooth performance at all settings. Cal's Universal grease is also used for coating moving parts such as the main and pinion gears for improved performance.



MK-16II



MK-20II



MK-30II



MK-50II



MK-130II

MAKAIRA®

MAKAIRA REELS

- 6061-T6 machined aluminum frame with forged side plates
- 17-4 grade stainless steel gearing
- Helical cut gears for increased torque, smoothness and improved gear meshing
- Makaira reels all feature two-speed gearing systems
- Gold anodized two-speed gear shifter housing
- Cold forged, Type-II anodized, machined aluminum spool
- CRC: Corrosion Resistant Coating process
- Patented spool pin system for use with braided or mono lines
- Carbonite Dual Force drag system featuring Cal's universal drag grease
- Custom designed thrust bearing: Alleviates side load on heavy drag settings
- 4-pcs ABEC-5 precision Sapporo stainless steel ball bearings
- MK-80WII features 6-pcs of Sapporo ball bearings
- Double-dog, proprietary silent anti-reverse system
- Ratcheting drag lever and pre-set knob for precise drag setting
- Patented T-Bar handle with Easy Roll graphite insert on all models
- Heavy duty stainless steel ratcheting clicker system
- Heavy duty, 17-4 grade stainless steel drive and spool shafts
- Type-II gold anodized frame, sideplates, spool, drag lever and handle
- Open top frame design on 16II, 20II, and 50II
- Lug and plug system on all open top reel models
- Machined thumb rest on rear cross bar for improved ergonomics
- Forged aluminum full hard anodized reel foot and reel clamp
- Machine-etched marlin logo on left side plate
- Precision placement of drain holes maximizes water removal from reel
- Special screw ports around side plate screws reduces water/corrosion buildup



MODEL	GEAR RATIO	BEARINGS	WEIGHT (g)	LINE RETRIEVE (cm)	MONO LINE CAPACITY (diameter in mm.)	MAX DRAG @ STRIKE TITH FREESPOOL(kg)	MAX DRAG @ FULL WITH FREESPOOL(kg)	FRAME STYLE
MAKAIRA TWO-SPEED LEVER DRAG REELS								
MK-16II	4.3:1 & 1.3:1	4BB+1TB	1160	99.6 & 30.0	0.42/800, 0.48/600, 0.55/450	15.4	21.7	Topless
MK-20II	3.8:1 & 1.7:1	4BB+1TB	1298	100.1 & 44.5	0.48/800, 0.55/600, 0.60/480	16.8	25	Topless
MK-30II	3.8:1 & 1.7:1	4BB+1TB	1417	100.1 & 44.5	0.55/700, 0.60/640, 0.70/500	16.8	25	Crossbar
MK-50II	3.2:1 & 1.3:1	4BB+1TB	1741	96.0 & 38.9	0.55/910, 0.70/590, 0.90/360	27.2	39	Topless
MK-50WII	3.2:1 & 1.3:1	4BB+1TB	1843	96.0 & 38.9	0.70/820, 0.75/710, 0.90/510	27.2	39	Crossbar
MK-80WII	3.1:1 & 1.2:1	6BB+1TB	3289	116.1 & 52.9	0.90/910, 1.00/770, 1.12/600	32.1	45.4	Crossbar
MK-130II	2.2:1 & 1.2:1	6BB+1TB	4750	100.8 & 55.1	0.90/1450, 1.00/1170, 1.12/920	34.1	45.4	Crossbar

MAKAIRA[®] SPECIAL EDITION

MAKAIRA SEa REELS

- Open spool bearings with TSI-301 oil. Increases freespool 2-1/2 times.
- MK80WIIEa and MK-130IIEa feature grease-packed spool bearings
- All non-spool bearings feature full grease pack for maximum longevity.
- Features Special Edition Gun Smoke and Black anodizing.
- SEa reels feature a yellowfin tuna etched into the sideplate.
- Frames have been machined out for increased clearance between spool and cross bars.
- MK-10/15 feature MK-20 size handle knobs.
- MK-20/30 feature the MK-50 handle arm and knobs
- Lower speed 1.3:1 gear ratio featured in 20/30 sizes.
- Lower speed 1.0:1 gear ratio featured in 50 size.
- Type-II gun smoke anodized frame, side plates and drag lever

MK-10IIEa

MK-15TIIEa

MK-50WIIEa

MK-80WIIEa

MK-15TIIEa-GOLD



MK-130IIEa

MODEL	GEAR RATIO	BEARINGS	WEIGHT (g)	LINE RETRIEVE (cm)	MONO LINE CAPACITY (diameter in mm.)	MAX DRAG @ STRIKE WITH FREESPOOL(kg)	MAX DRAG @ FULL WITH FREESPOOL(kg)	FRAME STYLE
MAKAIRA SEA TWO-SPEED LEVER DRAG REELS								
MK-10IIEa	4.7:1 & 2.1:1	4BB+1TB	740	85.1 & 38.1	0.37/420, 0.42/350, 0.48/260	12.3	15.4	Topless
MK-15TIIEa	4.7:1 & 2.1:1	4BB+1TB	822	98.8 & 43.4	0.45/525, 0.48/385, 0.55/295	14.5	18.2	Topless
MK-16IIEa	4.3:1 & 1.3:1	4BB+1TB	1134	99.6 & 30.0	0.42/800, 0.48/600, 0.55/450	15.4	21.7	Topless
MK-20IIEa	3.8:1 & 1.3:1	4BB+1TB	1298	100.1 & 33.5	0.48/800, 0.55/600, 0.60/480	16.8	25	Topless
MK-30IIEa	3.8:1 & 1.3:1	4BB+1TB	1417	100.1 & 33.5	0.55/770, 0.60/640, 0.70/500	16.8	25	Topless
MK-50IIEa	3.2:1 & 1.0:1	4BB+1TB	1707	96.0 & 30.2	0.55/910, 0.70/590, 0.90/360	27.2	39	Topless
MK-50WIIEa	3.2:1 & 1.0:1	4BB+1TB	1843	96.0 & 30.2	0.70/820, 0.75/710, 0.90/510	27.2	39	Crossbar
MK-80WIIEa	3.1:1 & 1.2:1	6BB+1TB	3289	116.1 & 52.1	0.90/910, 1.00/770, 1.12/600	32.1	45.4	Crossbar
MK-130IIEa	2.2:1 & 1.2:1	6BB+1TB	4750	100.8 & 55.1	0.90/1450, 1.00/1170, 1.12/920	34.1	45.4	Crossbar
MAKAIRA SEA GOLD REELS								
MK-15TIIEa Gold	4.7:1 & 2.1:1	4BB+1TB	822	98.8 & 43.4	0.45/525, 0.48/385, 0.55/295	14.5	18.2	Topless

MAKAIRA®

MAKAIRA SEa SILVER REELS

- Open spool bearings with TSI-301 oil. Increases freespool 2-1/2 times.
- MK80WII SEa Silver and MK-130II SEa Silver feature grease-packed spool bearings
- All non-spool bearings feature full grease pack for maximum longevity.
- Features Special Edition Silver and Black anodizing.
- SEa reels feature a yellowfin tuna etched into the sideplate.
- Frames have been machined out for increased clearance between spool and cross bars.
- MK-10 feature MK-20 size handle knobs.
- MK-20/30 feature the MK-50 handle arm and knobs
- Lower speed 1.3:1 gear ratio featured in 20/30 sizes.
- Lower speed 1.0:1 gear ratio featured in 50 size.
- Type-II silver anodized frame, side plates and drag lever



MK10II-SEa



MK15TII-SEa



MK16II-SEa



MK30II-SEa



MK20II-SEa



MODEL	GEAR RATIO	BEARINGS	WEIGHT (g)	LINE RETRIEVE (cm)	MONO LINE CAPACITY (diameter in mm.)	MAX DRAG @ STRIKE WITH FREESPOOL(kg)	MAX DRAG @ FULL WITH FREESPOOL(kg)	FRAME STYLE
MAKAIRA SEA SILVER TWO-SPEED LEVER DRAG REELS								
MK-10IIEa-Silver	4.7:1 & 2.1:1	4BB+1TB	740	85.1 & 38.1	0.37/420, 0.42/350, 0.48/260	12.3	15.4	Topless
MK-15TIISe-Silver	4.7:1 & 2.1:1	4BB+1TB	822	98.8 & 43.4	0.45/525, 0.48/385, 0.55/295	14.5	18.2	Topless
MK-16IIEa-Silver	4.3:1 & 1.3:1	4BB+1TB	1134	99.6 & 30	0.42/800, 0.48/600, 0.55/450	15.4	21.7	Topless
MK-20IIEa-Silver	3.8:1 & 1.3:1	4BB+1TB	1298	100 & 33.5	0.48/800, 0.55/600, 0.60/480	16.8	25	Topless
MK-30IIEa-Silver	3.8:1 & 1.3:1	4BB+1TB	1417	100 & 33.5	0.55/770, 0.60/640, 0.70/500	16.8	25	Topless
MK-50IIEa-Silver	3.2:1 & 1.0:1	4BB+1TB	1707	96 & 30.2	0.55/910, 0.70/590, 0.90/360	27.2	39	Topless
MK-50WIISe-Silver	3.2:1 & 1.0:1	4BB+1TB	1843	96 & 30.2	0.70/820, 0.75/710, 0.90/510	27.2	39	Crossbar
MK-80WIISe-Silver	3.1:1 & 1.2:1	6BB+1TB	3289	116.1 & 52.1	0.90/910, 1.00/770, 1.12/600	32.1	45.4	Crossbar
MK-130IIEa-Silver	2.2:1 & 1.2:1	6BB+1TB	4750	100.8 & 55.1	0.90/1450, 1.00/1170, 1.12/920	34.1	45.4	Crossbar



MK130IIEa



MAKAIRA®

MATTE BLACK EDITION

Makaira SEa Matte Black Lever Drag Reels

- Open spool bearings with TSI-301 oil. Increases freespool 2-1/2 times.
- MK-80WIIIEa-MTBLK & MK-130IIEa-MTBLK feature grease-packed spool bearings
- All non-spool bearings feature full grease pack for maximum longevity.
- Type-II Black anodized frame, sideplates, spool, drag lever & handle
- Frames have been machined out for increased clearance between spool & cross bars.
- MK-15T feature MK-20 size handle knobs.
- MK-20/30 feature the MK-50 handle arm & knobs
- Lower speed 1.3:1 gear ratio featured in 20/30 sizes.
- Lower speed 1.0:1 gear ratio featured in 50 size.



Model	Gear Ratio	Bearings	Weight (G)	LINE Retrieve (CM)	Max Drag @ Strike with Freespool (kg)	Max Drag @ full with Freespool (kg)	Frame style	Mono Line Capacity (diameter in mm.)
MAKAIRA SEa MATTE BLACK TWO-SPEED LEVER DRAG REELS								
MK-15TIIIEa-MTBLK	4.7:1 & 2.1:1	4BB+1TB	822	98.8 & 43.4	14.5	18.2	Topless	0.45/525, 0.48/385, 0.55/295
MK-16IIEa-MTBLK	4.3:1 & 1.3:1	4BB+1TB	1134	99.6 & 30.0	15.4	21.7	Topless	0.42/800, 0.48/600, 0.55/450
MK-20IIEa-MTBLK	3.8:1 & 1.3:1	4BB+1TB	1298	100.1 & 33.5	16.8	25	Topless	0.48/800, 0.55/600, 0.60/480
MK-30IIEa-MTBLK	3.8:1 & 1.3:1	4BB+1TB	1417	100.1 & 33.5	16.8	25	Topless	0.55/770, 0.60/640, 0.70/500
MK-50IIEa-MTBLK	3.2:1 & 1.0:1	4BB+1TB	1707	96.0 & 30.2	27.2	39	Topless	0.55/910, 0.70/590, 0.90/360
MK-50WIIIEa-MTBLK	3.2:1 & 1.0:1	4BB+1TB	1843	96.0 & 30.2	27.2	39	Crossbar	0.70/820, 0.75/710, 0.90/510
MK-80WIIIEa-MTBLK	3.1:1 & 1.2:1	6BB+1TB	3289	116.1 & 52.1	32.1	45.4	Crossbar	0.90/910, 1.00/770, 1.12/600
MK-130IIEa-MTBLK	2.2:1 & 1.2:1	6BB+1TB	4750	100.8 & 55.1	34.1	45.4	Crossbar	0.90/1450, 1.00/1170, 1.12/920

*Frame Style: Top Crossbar

ALIJOS

ALIJOS TWO-SPEED REELS

- 17-4 grade stainless steel main and pinion gears
- Carbonite Dual Force Drag system with Cal's drag grease
- 6-NMB corrosion resistant stainless steel bearings
- Spool bearings feature TSI-301 oil for unmatched freespool
- Rigid 1-pcs frame and left sideplate construction
- 6061-T6 machined aluminum frame and sideplates
- Cold forged, Type-II anodized, machined aluminum spool
- Custom designed thrust bearing: Alleviates side load on heavy drag settings
- Silent retrieve system for ultimate cranking smoothness
- 90mm handle arm, increases cranking leverage/power
- Oversized T-Bar handle on all models, for cranking power
- Lug and plug harness system featured on 12 and 16 sizes
- External adjustable cast control system on left sideplate
- CRC: Corrosion Resistant Coating process

ALIJOS SINGLE-SPEED LEVER DRAG REELS

- Optimized for fishing consistent light drag settings
- Features TDC drag cams for gradual drag curves
- High-speed 6.4:1 gear ratios for quick line recovery
- 17-4 grade stainless steel main and pinion gears
- Carbonite Drag system with Cal's drag grease
- 6-NMB corrosion resistant stainless steel bearings
- Dual anti-reverse system (Mechanical and roller bearing)
- QuickSet anti-reverse bearing allows for zero handle back play
- Rigid 1-pcs frame and left sideplate construction
- 6061-T6 machined aluminum frame and sideplates
- Cold forged, Type-II anodized, machined aluminum spool
- Silent retrieve system for ultimate cranking smoothness
- Lug and plug harness system featured on 12 and 16 sizes
- CRC: Corrosion Resistant Coating process



AJ-5II



AJ-12II



AJ-16S SE



MODEL	GEAR RATIO	BEARINGS	WEIGHT (g)	LINE RETRIEVE (cm)	MAX DRAG FORCE (kg)	MONO LINE CAPACITY (diameter in mm.)
ALIJOS TWO-SPEED REELS						
AJ-5II	6.4:1 & 3.8:1	6BB+1TB	560	107 & 63	11 & 7	0.32/570, 0.37/400, 0.42/320
AJ-5NII	6.4:1 & 3.8:1	6BB+1TB	550	107 & 63	11 & 7	0.32/385, 0.37/275, 0.42/225
AJ-12II	4.7:1 & 2.1:1	6BB+1TB	810	90 & 40	15.5 & 12.3	0.42/510, 0.48/380, 0.55/290
AJ-12SII	6.4:1 & 2.1:1	6BB+1TB	820	123 & 40	15.5 & 12.3	0.42/510, 0.48/380, 0.55/290
AJ-12NSII	6.4:1 & 2.1:1	6BB+1TB	780	123 & 40	15.5 & 12.3	0.42/300, 0.48/200, 0.55/150
AJ-16II	4.3:1 & 1.3:1	6BB+1TB	1030	100 & 30	21.7 & 15.5	0.42/800, 0.48/600, 0.55/450
ALIJOS SINGLE-SPEED / SPECIAL EDITION						
AJ-12S SE	6.4:1	6BB+1RB	720	123	4.6 & 2.6	0.42/510, 0.48/380, 0.55/290
AJ-16S SE	6.4:1	6BB+1RB	890	149	4.6 & 2.6	0.42/800, 0.48/600, 0.55/450



CAVALLA

CAVALLA LEVER DRAG REELS

- Rigid 1-pcs frame and left sideplate construction
- 6061-T6 Machined aluminum frame and sideplates
- 17-4 grade stainless steel main and pinion gears
- Carbonite drag system with Cal's drag grease
- Cold forged, Type-II anodized, machined aluminum spool
- CRC: Corrosion Resistant Coating process
- 4 BB corrosion resistant stainless steel bearings
- Ergo Grip handle knob with anodized aluminum handle arm
- Silent retrieve system for cranking smoothness
- On/Off bait clicker for all lever drag models



CAV-5NS



CAV-5NII



CAV-5NIIILX-1





CAV-5NS-TB

CAV-12NII



CAVB-5NII-X-TB

CAVB-12II

CAVALLA

MODEL	GEAR RATIO	BEARINGS	WEIGHT (g)	LINE RETRIEVE (cm)	MAX DRAG FORCE (kg)	MONO LINE CAPACITY (diameter in mm.)
CAVALLA TWO-SPEED REELS						
CAV-5NII	6.4:1 & 3.8:1	4BB	460	107 & 63	7 & 11	0.32/385, 0.37/275, 0.42/225
CAV-5II	6.4:1 & 3.8:1	4BB	485	107 & 63	7 & 11	0.32/570, 0.37/400, 0.42/320
CAV-12NII	4.7:1 & 2.1:1	4BB	675	90 & 40	12.2 & 15.4	0.42/300, 0.48/200, 0.55/150
CAV-12II	4.7:1 & 2.1:1	4BB	705	90 & 40	12.2 & 15.4	0.42/510, 0.48/380, 0.55/290
CAV-5NII-X*	6.4:1 & 3.8:1	4BB	460	107 & 63	7 & 11	0.32/385, 0.37/275, 0.42/225
CAV-5IIX*	6.4:1 & 3.8:1	4BB	485	107 & 63	7 & 11	0.32/570, 0.37/400, 0.42/320
CAV-12IIX*	4.7:1 & 2.1:1	4BB	705	90 & 40	12.2 & 15.4	0.42/510, 0.48/380, 0.55/290
CAVALLA SINGLE -SPEED REELS						
CAV-5S	6.4:1	4BB	465	107	7 & 11	0.32/570, 0.37/400, 0.42/320
CAV-5NS	6.4:1	4BB	440	107	7 & 11	0.32/385, 0.37/275, 0.42/225
CAVALLA TWO-SPEED REELS WITH T-BAR KNOB						
CAV-5NII-TB	6.4:1 & 3.8:1	4BB	502	107 & 63	7 & 11	0.32/385, 0.37/275, 0.42/225
CAV-5II-TB	6.4:1 & 3.8:1	4BB	515	107 & 63	7 & 11	0.32/570, 0.37/400, 0.42/320
CAV-5NII-X-T*	6.4:1 & 3.8:1	4BB	502	107 & 63	7 & 11	0.32/385, 0.37/275, 0.42/225
CAV-5IIX-TB*	6.4:1 & 3.8:1	4BB	515	107 & 63	7 & 11	0.32/570, 0.37/400, 0.42/320
CAVALLA SINGLE-SPEED REELS WITH T-BAR KNOB						
CAV-5NS-TB	6.4:1	4BB	470	107	7 & 11	0.32/385, 0.37/275, 0.42/225
CAVALLA BLUE TWO -SPEED REELS						
CAVB-5NII	6.4:1 & 3.8:1	4BB	460	107 & 63	7 & 11	0.32/385, 0.37/275, 0.42/225
CAVB-5II	6.4:1 & 3.8:1	4BB	485	107 & 63	7 & 11	0.32/570, 0.37/400, 0.42/320
CAVB-12NII	4.7:1 & 2.1:1	4BB	675	90 & 40	12.2 & 15.4	0.42/300, 0.48/200, 0.55/150
CAVB-12II	4.7:1 & 2.1:1	4BB	705	90 & 40	12.2 & 15.4	0.42/510, 0.48/380, 0.55/290
CAVB-5NII-X*	6.4:1 & 3.8:1	4BB	460	107 & 63	7 & 11	0.32/385, 0.37/275, 0.42/225
CAVB-5IIX*	6.4:1 & 3.8:1	4BB	485	107 & 63	7 & 11	0.32/570, 0.37/400, 0.42/320
CAVB-12IIX*	4.7:1 & 2.1:1	4BB	705	90 & 40	12.2 & 15.4	0.42/510, 0.48/380, 0.55/290
CAVALLA BLUE TWO-SPEED REELS WITH T-BAR KNOB						
CAVB-5NII-TB	6.4:1 & 3.8:1	4BB	502	107 & 63	7 & 11	0.32/385, 0.37/275, 0.42/225
CAVB-5NII-X-TB*	6.4:1 & 3.8:1	4BB	502	107 & 63	7 & 11	0.32/385, 0.37/275, 0.42/225

*Left Handed Reel

SOLTERRA

SOLTERRA b REELS

- Stainless steel main gears, pinion gears and shafts
- Single speed, High-speed and Two-speed models
- Durable corrosion-resistant frame & side plates
- Stainless steel reinforcing side plate rings
- Forged aluminum spool with line indicator rings
- Carbonite drag system with Cal's universal drag grease
- 2 thrust bearings reduce handle turning force be over 50%.
- 5BB+2TB stainless steel shielded bearings 20-50W models
- 5BB+2TB+RB stainless steel shielded bearings 10/15 models
- Double dog, silent anti-reverse on all models
- Dual anti-reverse system on all 10/15 sizes
- Ratcheting drag lever for precise drag setting
- Stainless Steel Body Armor reduces frame flex 20-50W models
- T-Bar handle design on 50W-size
- Ergo Grip comfort handle on all 10 through 30 sizes
- Low profile On/Off clicker with stainless steel wishbone
- Wide-mouth levelwind: Stainless steel with Ti coating "L" models
- High Speed 6.0:1 gear ratios on SLX-10CSb and SLX-15CSb
- Open top frame design on SLX-10CSb and SLX-15CSb



SLX-10Lb



SLX-20b



SLX-20Iib

MODEL	GEAR RATIO	BEARINGS	WEIGHT (g)	LINE RETRIEVE (cm)	MONO LINE CAPACITY (diameter in mm.)	MAX DRAG @ STRIKE WITH FREESPOOL(kg)	MAX DRAG @ FULL WITH FREESPOOL(kg)
HIGH SPEED OPEN TOP FRAME REELS							
SLX-10CSb	6.0:1	5BB+2TB+1RB	660	106	0.40//380, 0.45/290, 0.50/230	6.8	10
SLX-15CSb	6.0:1	5BB+2TB+1RB	697	106	0.45/420, 0.50/340, 0.55/280	6.8	10
STANDARD SINGLE SPEED LEVER DRAGS (FEATURES CLOSED FRAME WITH TOP CROSS BAR AND HARNESS LUGS)							
SLX-20b	3.5:1	5BB+2TB	984	83	0.50/530, 0.55/440, 0.60/370	11.8	15
SLX-30b	3.5:1	5BB+2TB	1017	83	0.50/700, 0.55/580, 0.60/490	11.8	15
SLX-50Wb	3.1:1	5BB+2TB	1487	85	0.70/640, 0.90/380, 1.00/310	14.5	18
TWO-SPEED LEVER DRAGS (FEATURES CLOSED FRAME WITH TOP CROSS BAR AND HARNESS LUGS)							
SLX-20Iib	3.8:1 & 1.7:1	5BB+2TB	991	83 & 42	0.50/530, 0.55/440, 0.60/370	11.8	15
SLX-30Iib	3.8:1 & 1.7:1	5BB+2TB	1017	83 & 42	0.50/700, 0.55/580, 0.60/490	11.8	15
SLX-50WIib	3.2:1 & 1.3:1	5BB+2TB	1510	85 & 36	0.70/640, 0.90/380, 1.00/310	14.5	18
LEVELWIND REELS							
SLX-10Lb	4.2:1	5BB+2TB+1RB	596	69	0.40/380, 0.45/290, 0.50/230	6.8	10
SLX-15Lb	4.2:1	5BB+2TB+1RB	644	69	0.45/420, 0.50/340, 0.55/280	6.8	10
SLX-20Lb	3.5:1	5BB+2TB	1034	83	0.50/530, 0.55/440, 0.60/370	11.8	15



ROD TECHNOLOGY

Ultimate Flex Reinforcement

UFR  [®]

A TIP TO CATCH THEM ALL

Anglers will immediately identify the benefits of Okuma's Ultimate Flex Reinforcement (UFR) technology through light-weight and sensitive rod-tip construction. UFR technology incorporates three times the strength and lifting power over traditional rods, making it powerful enough to fight the toughest of fish, but sensitive enough to feel the lightest of bites.



Ultimate Matrix Reinforcement

UMR ®

LIGHTWEIGHT STRENGTH BUILT FOR ANY CHALLENGE

Okuma's Ultimate Matrix Reinforcement (UMR) technology maximizes rod strength while minimizing weight, so you can rise to meet any challenge.

OKUMA OFFERS DIFFERENT TYPE OF FRESH WATER AND SALT WATER FISHING, PLEASE REFER TO OKUMA WEBSITE SHOWN BELOW FOR THE DETAILS:




USA website



Global website



Nothing inspires the soul like a finely-crafted fishing rod. Upon picking it up, flexing the action & feeling the balance, an angler can immediately visualize the experience- working a bait, feeling the strike, the deep flex under the load of a heavy fish. While the needs of each fishery can be dramatically different, the goal is universally the same: to actively connect with nature as a participant instead of a spectator. With many hundreds of unique rod models covering unique territories, species & techniques, our development process is highly collaborative. We work with the finest anglers in a given discipline to define the performance attributes. Then we bring them to life within our cutting-edge manufacturing facility.



All around spinning Rods



Baitcasting Rods



Surf Rods



Carp Rods



Travel Rods



Ladies Edition Rods



Fly Rods



Feeder, / Match Rods



Bolognese Rods



LRF Rods



Boat /popping/
jigging/big game Rods





A key component of our mission at Okuma Fishing Tackle is to maintain fishing as accessible to all interested people. Part of that effort includes our involvement in numerous conservation & fishing organizations. On the product side, it's our rod & reel combos that receive the focus. Our selection is backed by our commitment to make that first step into fishing an incredibly positive experience. We fill these products with color, excitement in addition to value & performance, because catching the eye is the first step in creating an angler.

TRAVEL



Acuador

ACUADOR COMBOS

- 3BB + 1RB bearing drive for durability
- QuickSet anti-reverse roller bearing for hook sets
- Multi-disc oil felt drag washers for ultimate smoothness
- CFR: Cyclonic Flow Rotor technology
- Durable Dura-flow stainless steel guide
- Sensitive composite rod blank construction
- Features comfortable EVA fore and rear split grip
- Machined aluminum, two-tone anodized spool
- Rigid metal handle design for added strength

	MODEL	PWR	LENGTH (FT)	REEL MODEL	BEARINGS	LINE CAPACITY	SECTIONS	PRE-SPOOLED WITH LINE
ACUADOR COMBOS								
NEW	ACU-562UL-1000	UL	5'6"	ACU-1000	3BB + 1RB	208/2, 140/4, 110/6	2-pcs	No
NEW	ACU-562L-1000	L	5'6"	ACU-1000	3BB + 1RB	208/2, 140/4, 110/6	2-pcs	No
NEW	ACU-602ML-1000	ML	6'0"	ACU-1000	3BB + 1RB	208/2, 140/4, 110/6	2-pcs	No
NEW	ACU-662ML-1000	ML	6'6"	ACU-1000	3BB + 1RB	208/2, 140/4, 110/6	2-pcs	No
NEW	ACU-662M-3000	M	6'6"	ACU-3000	3BB + 1RB	240/6, 200/8, 160/10	2-pcs	No
NEW	ACU-702M-3000	M	7'0"	ACU-3000	3BB + 1RB	240/6, 200/8, 160/10	2-pcs	No

CFR CYCLONIC FLOW ROTOR

Fuel Spin



FUEL SPIN COMBOS

- 24T GT blank construction
- Fast action
- 3 Split EVA handle to reduce the weight and good balance
- Stainless steel frame SIC guides
- Graphite cushions reel seat
- Multi-disc, Japanese oiled felt drag washers
- 1 ball bearing drive for smoothness and durability
- RESII: Computer balanced Rotor Equalizing System
- Precision machine cut brass pinion gear
- Corrosion resistant graphite body and rotor
- CFR: Cyclonic Flow Rotor technology
- Machined aluminum, anodized spool
- Corrosion-resistant stainless steel bail wire

MODEL	ROD PWR	LENGTH (CM)	SECTIONS	CASTING WT.(G)	REEL MODEL	BEARINGS	LINE CAPACITY (DIAMETER IN MM.)	NUMBER OF GUIDE
FUEL SPIN COMBOS								
FSP-702L-3000	L	213	2-pcs	5-20	FSP-3000	1BB	0.20/300, 0.25/200, 0.30/130	5+Tip
FSP-902L-C4000	L	274	2-pcs	7-30	FSP-C4000	1BB	0.20/300, 0.25/200, 0.30/130	7+Tip

CASCADE II



CASCADE II COMBOS

- Durable glass fiber rod blank construction
- Features comfortable EVA fore grips
- Rear grip is split configuration EVA and cork
- Multi-disc front drag washer system
- All models feature a 1 ball bearing drive system
- Reels are pre-spooled with monofilament line
- All Cascade rods are 2-pcs for easy transportation

MODEL	ROD PWR	ROD LENGTH (CM)	SECTIONS	REEL MODEL	BEARINGS	REEL COLOR	WITH LINE	LINE CAPACITY (DIAMETER IN MM.)
CASCADE II COMBOS								
CSII-502L-20	L	152	2-pcs	CSII-20	1BB	N/A	Yes	265/3, 220/4, 180/6
CSII-562ML-20	ML	168	2-pcs	CSII-20	1BB	N/A	Yes	265/3, 220/4, 180/6
CSII-602ML-20	ML	183	2-pcs	CSII-20	1BB	N/A	Yes	265/3, 220/4, 180/6



Steeler XP

STEELER XP COMBOS

- Durable glass fiber rod blank construction
- Feature comfortable EVA fore and rear split grip
- All models feature a 1 ball bearing drive system
- Reels are pre-spooled with monofilament line
- All Steeler rods are 2-pcs for easy transportation

	MODEL	ROD PWR	ROD LENGTH (CM)	SECTIONS	REEL MODEL	BEARINGS	REEL COLOR	WITH LINE	LINE CAPACITY (DIAMETER IN MM.)
STEELER XP COMBOS									
NEW	SLXP-602L-C2000GR	L	183	2-pcs	SLXP-C2000GR	1	Green	YES	0.15/340 0.20/190 0.25/125
NEW	SLXP-662L-C2000GR	L	198	2-pcs	SLXP-C2000GR	1	Green	YES	0.15/340 0.20/190 0.25/125
NEW	SLXP-702M-C2000GR	M	213	2-pcs	SLXP-C2000GR	1	Green	YES	0.15/340 0.20/190 0.25/125
NEW	SLXP-602L-C2000OR	L	183	2-pcs	SLXP-C2000OR	1	Orange	YES	0.15/340 0.20/190 0.25/125
NEW	SLXP-662L-C2000OR	L	198	2-pcs	SLXP-C2000OR	1	Orange	YES	0.15/340 0.20/190 0.25/125
NEW	SLXP-702M-C2000OR	M	213	2-pcs	SLXP-C2000OR	1	Orange	YES	0.15/340 0.20/190 0.25/125
NEW	SL-605L-C2000OR	L	183	Tele - 5-pcs	SL-C2000OR	1	Orange	YES	0.15/340 0.20/190 0.25/125
NEW	SL-605MH-C2000OR	MH	183	Tele - 5-pcs	SL-C2000OR	1	Orange	YES	0.15/340 0.20/190 0.25/125
NEW	SL-665MH-C2000OR	MH	198	Tele - 5-pcs	SL-C2000OR	1	Orange	YES	0.15/340 0.20/190 0.25/125
NEW	SL-705M-C2000OR	M	213	Tele - 5-pcs	SL-C2000OR	1	Orange	YES	0.15/340 0.20/190 0.25/125
NEW	SL-705MH-C2000OR	MH	213	Tele - 5-pcs	SL-C2000OR	1	Orange	YES	0.15/340 0.20/190 0.25/125



FIN CHASER X

FIN CHASER "X" SERIES COMBOS

- Durable glass fiber rod blank construction
- Feature comfortable EVA fore and rear split grip
- Multi-disc oil felt drag washers
- All models feature a 1 ball bearing drive system
- Machined aluminum, anodized spool
- Reels are pre-spooled with monofilament line
- All Fin Chaser rods feature 2-pcs blanks for transportatio

	MODEL	ROD PWR	ROD LENGTH (CM)	SECTIONS	REEL MODEL	BEARINGS	REEL COLOR	WITH LINE	LINE CAPACITY (DIAMETER IN MM.)
	FIN CHASER X COMBOS								
NEW	FNX-602L-C2000GR	L	183	2-pcs	FNX-C2000GR	1	Green	YES	0.15/340 0.20/190 0.25/125
NEW	FNX-662L-C2000GR	L	198	2-pcs	FNX-C2000GR	1	Green	YES	0.15/340 0.20/190 0.25/125
NEW	FNX-702ML-3000GR	ML	213	2-pcs	FNX-3000GR	1	Green	YES	0.2/300 0.25/200 0.3/130
NEW	FNX-702M-3000GR	M	213	2-pcs	FNX-3000GR	1	Green	YES	0.2/300 0.25/200 0.3/130
NEW	FNX-802MH-4000GR	MH	243	2-pcs	FNX-4000GR	1	Green	YES	0.25/260 0.30/180 0.35/130
NEW	FNX-802H-4000GR	H	243	2-pcs	FNX-4000GR	1	Green	YES	0.25/260 0.30/180 0.35/130
NEW	FNX-902MH-4000GR	MH	273	2-pcs	FNX-4000GR	1	Green	YES	0.25/260 0.30/180 0.35/130
NEW	FNX-902H-6000GR	H	273	2-pcs	FNX-6000GR	1	Green	YES	0.30/300 0.35/220 0.40/170
NEW	FNX-602L-C2000RD	L	183	2-pcs	FNX-C2000RD	1	Red	YES	0.15/340 0.20/190 0.25/125
NEW	FNX-662L-2000RD	L	198	2-pcs	FNX-C2000RD	1	Red	YES	0.15/340 0.20/190 0.25/125
NEW	FNX-702ML-3000RD	ML	213	2-pcs	FNX-3000RD	1	Red	YES	0.2/300 0.25/200 0.3/130
NEW	FNX-702M-3000RD	M	213	2-pcs	FNX-3000RD	1	Red	YES	0.2/300 0.25/200 0.3/130
NEW	FNX-802MH-4000RD	MH	243	2-pcs	FNX-4000RD	1	Red	YES	0.25/260 0.30/180 0.35/130
NEW	FNX-802H-4000RD	H	243	2-pcs	FNX-4000RD	1	Red	YES	0.25/260 0.30/180 0.35/130
NEW	FNX-902MH-4000RD	MH	273	2-pcs	FNX-4000RD	1	Red	YES	0.25/260 0.30/180 0.35/130
NEW	FNX-902H-6000RD	H	273	2-pcs	FNX-6000RD	1	Red	YES	0.30/300 0.35/220 0.40/170





FLY & FLOAT



United by single action, 1:1 retrieve ratios, Fly and Float products highlight two very distinct strengths of Okuma Fishing Tackle. The first is the ability of our advanced CNC machining facility in Taiwan. From the same precision factory that makes Makaira offshore reels, comes our machined fly and float reels. The second is our commitment to value in our die-cast aluminum product lines. The Sierra fly reel changed the industry that used words like "traditional" to sell consumers grossly overpriced reels. Sierra redefined value in the fly fishing market, and SLV "b" products build upon that foundation. In both areas of strength, you can find bigger names, but not better product.

Helios SX

HELIOS SX FLY REELS

- Machined aluminum and anodized frame and spool design
- Multi-disk Japanese felt drag washers provide incredible smoothness
- Hydro Block watertight drag seal protects the drag system
- 2BB + 1RB stainless steel bearing drive system
- Easy-to-change left to right hand retrieval conversion

MODEL	BEARINGS	WEIGHT (G)	LINE RETRIEVE (CM)	FLY LINE CAPACITY
HELIOS SX FLY REELS				
HSX-4/5	2BB + 1RB	130	25	WF4F + 110yds / 20lbs
HSX-5/6	2BB + 1RB	155	30	WF5F + 150yds / 20lbs
HSX-7/8	2BB + 1RB	169	31	WF7F + 200yds / 20lbs
HSX-8/9	2BB + 1RB	188	34	WF8F + 200yds / 20lbs
HSX-10/11	2BB + 1RB	221	39	WF10F + 200yds / 30lbs

RAW-II 1002

RAW-II CENTERPIN FLOAT REELS

- Precision 6061-T6 machined aluminum frame and spool
- Durable Type-II, two-tone anodized frame and spool
- 2 premium stainless steel Japanese ball bearings
- Machine cut stainless steel spool shaft
- 1-pcs Machined Rigid Frame construction
- On/Off click ratchet for added spool tension
- Ported spool with exposed rim for easy spool control
- Includes Okuma's protective neoprene reel shield

MODEL	BEARINGS	WEIGHT (G)	LINE RETRIEVE	LINE CAPACITY (YDS/LBS)	FRAME/SPOOL	SPOOL WIDTH(MM)	SPOOL DIAM.(MM)
RAW-II CENTERPIN FLOAT REELS							
RAW-1002	2 BB	233	13"	275 / 8	AL	18.5	114



HSX-10/11



RAWII-1002



VT-1002

AVENTA

AVENTA FLOAT REELS

- Precision machined stainless steel spool shafts
- 1-piece Machined Rigid Frame construction
- Machined aluminum anodized spools
- On/Off click ratchet for added spool tension
- Ported spool with exposed rim for easy control
- 2 stainless steel Japanese ball bearings

Float fishing is a unique and specific technique. The center-pin crowd is dedicated, knowledgeable and passionate about their sport. They are also extremely discerning about their tackle. The introduction of the Aventa center-pin sets a new standard for what can be expected in a fully-machined float reel.

The Aventa series is made from solid aluminum bar stock, for precision spool alignment and maximum freespool. The VT-1002, with two stainless steel ball bearings, is excellent for casting directly from the reel or for drag-free drifts.

MODEL	BEARINGS	WEIGHT (G)	LINE RETRIEVE	LINE CAPACITY (YDS/LBS)	FRAME/SPOOL	SPOOL WIDTH(MM)	SPOOL DIAM.(MM)
AVENTA FLOAT REELS							
VT-1002	2 BB	233	13"	275 / 8	AL	18.5	114



SLV "b" FLY REELS

- Multi-disc cork and stainless steel drag washers
- Roller bearing engages drag system in one direction
- Precision machined stainless steel spool shaft
- ALC: Al³milite diecast aluminum frame design
- Rigid Diecast aluminum, super large arbor spool design
- Precision machine, brass bushing drive
- Easy-to-change left to right hand retrieval conversion



SLV 5/6 b

MODEL	DRAG WASHER	BEARINGS	WEIGHT (G)	LINE RETRIEVE	FLY LINE CAPACITY	FRAME/SPOOL	SPOOL WIDTH(MM)	SPOOL DIAM.(MM)
SLV " B " REELS								
SLV 45b	4,5 wt.	1RB	136	9"	WF-4, 95yds/12lbs	AL	24	75
SLV 56b	5,6 wt.	1RB	150	10"	WF-5, 140yds/20lbs	AL	28	82
SLV 78b	7,8 wt.	1RB	156	11"	WF-7, 145yds/20lbs	AL	31	88
SLV 89b	8,9 wt.	1RB	173	12"	WF-8, 150yds/30lbs	AL	34	95
SLV-1011b	10,11 wt.	1RB	275	13"	WF-10, 520yds/30lbs	AL	40	114
SLV " B " SPOOLS								
SLV 45b Spool	4,5 wt.	1RB	60	9"	WF-4, 95yds/12lbs	AL	24	75
SLV 56b Spool	5,6 wt.	1RB	65	10"	WF-5, 140yds/20lbs	AL	28	82
SLV 78b Spool	7,8 wt.	1RB	71	11"	WF-7, 145yds/20lbs	AL	31	88
SLV 89b Spool	8,9 wt.	1RB	82	12"	WF-8, 150yds/30lbs	AL	34	95
SLV-1011b Spool	10,11 wt.	1RB	139	13"	WF-10, 520yds/30lbs	AL	40	114

6





The ultimate companion pieces to Okuma fishing rods and reels, and Okuma accessories add quality to the details of the experience. Universally, our fabrics and construction elements are top-of-the-line. The specific features are the culmination of experience and the understanding that you cannot catch fish if your gear is not in the water. Organization and accessibility are paramount. All of our accessories are built to fish hard, offering the most hardcore enthusiast a product which delivers extensive pride of ownership and long-lasting durability.



NEW

ITX-X12 BRAIDED LINE

■ Green/Red Color

JAPAN SIZE	DIA/MM	LB	TEST TENSILE (LB)	TEST STRENGTH (KG)	JAPAN SIZE	DIA/MM	LB	TEST TENSILE (LB)	TEST STRENGTH (KG)
0.8	0.161	18	17.4	7.9	4.0	0.345	50	45.1	20.5
1.0	0.178	20	19.6	8.9	5.0	0.385	55	54.6	24.8
1.5	0.215	23	21.8	9.9	6.0	0.415	70	65.8	29.9
2.0	0.245	29	27.7	12.6	7.0	0.445	80	75.9	34.5
2.5	0.265	35	33.7	15.3	8.0	0.475	90	85.6	38.9
3.0	0.289	40	38.5	17.5	10	0.525	115	111.1	50.5

NEW

ITX-X8 BRAIDED LINE

■ Green Color/Blue/Pink

JAPAN SIZE	DIA/MM	TEST TENSILE (LB)	TEST STRENGTH (KG)	JAPAN SIZE	DIA/MM	TEST TENSILE (LB)	TEST STRENGTH (KG)
0.8	0.151	15	6.6	4.0	0.345	45	18.9
1.0	0.178	18	8.0	5.0	0.385	50	22.9
1.5	0.215	20	9.0	6.0	0.415	60	27.5
2.0	0.245	25	11.3	7.0	0.445	70	31.4
2.5	0.265	30	13.5	8.0	0.475	80	35.8
3.0	0.289	35	15.3	10	0.525	100	45.5

■ 3 Color: 20CM Blue+20CM Orange +60CM Green

JAPAN SIZE	DIA/MM	LB	TEST TENSILE (LB)	TEST STRENGTH (KG)
0.8	0.15	9	6	4.9
1.0	0.17	12	8	6.5
1.5	0.21	15	8	8.0
2.0	0.24	20	8	10
2.5	0.26	25	8	12.5
3.0	0.29	30	8	15.0

LEADCORE BRAIDED LINE

METER	TEST TENSILE (LB)	TEST TENSILE (KG)
10M	55	25
10M	77	35
10M	99	45



FT-BRAID-X4- BRAIDED LINE

■ Gray Color , Yellow Color, Green Color, Multi Color
 ■ Meters that can be produced:
 100M & 100M*10PCS & 150M&300M&500M&600M&1000M

JAPAN SIZE	DIA/MM	FILAMENTS	TEST TENSILE (LB)	TEST STRENGTH (KG)
0.5	0.115	4	9	4.0
0.6	0.13	4	10	4.5
0.8	0.15	4	12	5.1
1	0.165	4	13	5.9
1.5	0.205	4	18	8.2
2	0.235	4	20	9.1
2.5	0.26	4	25	11.4
3	0.285	4	27	12.3
4	0.33	4	30	13.6
5	0.37	4	40	17.5
6	0.41	4	50	23.4
7	0.44	4	55	25.8
8	0.47	4	65	31.2
10	0.52	4	75	35.6
12	0.57	4	85	40.2

FT-BRAID-X8- BRAIDED LINE

■ Gray Color , Yellow Color, Green Color, Multi Color
 ■ Meters that can be produced:
 100M & 100M*10PCS & 150M&300M&500M&600M&1000M

JAPAN SIZE	DIA/MM	FILAMENTS	TEST TENSILE (LB)	TEST STRENGTH (KG)
0.5	0.115	8	10	4.8
0.6	0.13	8	12	5.3
0.8	0.15	8	14	6.9
1	0.165	8	16	8.1
1.5	0.205	8	20	9.1
2	0.235	8	25	11.4
2.5	0.26	8	30	13.6
3	0.285	8	35	15.9
4	0.33	8	45	20.5
5	0.37	8	55	24.5
6	0.41	8	70	29.8
7	0.44	8	80	34.3
8	0.47	8	90	39.9
10	0.52	8	100	48.7
12	0.57	8	110	53.8

X-PE BRAIDED LINE

JAPAN SIZE	DIAMETER	TEST TENSILE (LB)	TEST TENSILE (KG)
0.4	0.1	17.31	7.87
0.5	0.12	24.71	11.23
0.8	0.15	34.54	15.7
1.2	0.18	38.94	17.7
1.5	0.20	44.57	20.26
2.5	0.25	58.54	26.61
3.5	0.30	62.90	28.59
4	0.33	80.43	36.56
5	0.38	89.04	45.02
7	0.43	122.91	55.87
8	0.47	135.94	61.79
10	0.50	148.35	67.43

CEYMAR X4 BRAIDED LINE

■ Multi Color/Gray Color/Yellow Color/Light Green Color/Black Color

JAPAN SIZE	DIA/MM	FILAMENTS	LB	TEST TENSILE (LB)	TEST STRENGTH (KG)
1	0.165	4	13	13	5.9
1.5	0.205	4	18	18	8.2
2	0.235	4	20	20	9.1
2.5	0.26	4	25	25	11.4
3	0.285	4	27	27	12.3
4	0.33	4	30	30	13.6
5	0.37	4	40	40	18.2
6	0.41	4	55	55	25.0
7	0.44	4	65	65	29.5
8	0.47	4	80	80	36.4
10	0.52	4	85	85	39.6
12	0.57	4	100	100	45.5

CEYMAR X8 BRAIDED LINE

JAPAN SIZE	DIA/MM	FILAMENTS	TEST TENSILE (LB)	TEST STRENGTH (KG)
1	0.165	8	18	8.2
1.5	0.205	8	20	9.1
2	0.235	8	25	11.4
2.5	0.26	8	30	13.6
3	0.285	8	35	15.9
4	0.33	8	45	20.5
5	0.37	8	60	27.3
6	0.41	8	70	31.8
7	0.44	8	80	36.4
8	0.47	8	90	40.9
10	0.52	8	110	50.0
12	0.57	8	130	59.1



MAKAIRA NYLON LINE

■ Yellow Color, Clear color

NO.	DIA/MM	TEST TENSILE (KG)	METER
4	0.34	7.1	1000M
5	0.37	8.9	1000M
7	0.44	12.5	1000M
12	0.57	20.5	1000M
15	0.64	24.6	1000M
18	0.70	27.2	1000M
20	0.74	29.8	1000M
30	0.91	41.2	1000M
40	1.05	52.4	1000M
50	1.17	64.2	1000M



SEA BREAM : CLEAR COLOR

NO.	DIA/MM	TEST TENSILE (KG)	METER
1.5	0.21	3.2	250M
2	0.24	4.53	250M
2.5	0.26	5.69	250M
3	0.29	6.53	250M
3.5	0.31	7.72	250M
4	0.34	8.69	250M
5	0.37	9.89	250M
6	0.41	10.96	250M
7	0.44	12.66	250M
8	0.47	14.85	250M
10	0.52	19.5	250M



SEA BASS : GREEN COLOR

NO.	DIA/MM	TEST TENSILE (KG)	METER
1.5	0.21	3.6	250M
2	0.24	4.8	250M
2.5	0.26	5.9	250M
3	0.29	6.9	250M
3.5	0.31	7.9	250M
4	0.34	8.8	250M
5	0.37	10.2	250M
6	0.41	11.5	250M
7	0.44	13.4	250M
8	0.47	15.1	250M
10	0.52	20.4	250M



TOP SINKING ; LIGHT BROWN

NO.	DIA/MM	TEST TENSILE (KG)	METER
0.6	0.128	1.4	100M
0.8	0.148	1.9	100M
1	0.165	2.1	100M
1.2	0.185	2.8	100M
1.5	0.205	3.6	100M
2	0.235	4.8	100M
2.5	0.26	5.9	100M
3	0.285	7.0	100M
3.5	0.31	7.9	100M
4	0.34	9.1	100M



CARP : BROWN+ GREEN

NO.	DIA/MM	TEST TENSILE (KG)	METER
2.5	0.26	5.3	1000M
3	0.285	6.5	1000M
3.5	0.31	7.4	1000M
4	0.34	8.1	1000M
5	0.37	10.8	1000M
6	0.405	11.9	1000M
7	0.43	13.8	1000M
8	0.47	15.7	1000M
10	0.52	18.4	1000M
12	0.55	21.1	1000M



AK-CARP

■ Pink purple + pink blue + Clear + black

NO.	DIA/MM	TEST TENSILE (KG)	METER
1.7	0.22	4.1	500M
2	0.235	4.6	500M
2.5	0.26	5.9	500M
3	0.285	6.8	500M
3.5	0.31	7.7	500M
4	0.34	8.9	500M
5	0.37	10.3	500M



NYLON LINE

■ 4 Color: 30CM Purple+30CM Blue +30CM Transparent +30CM Black

JAPAN SIZE	DIA/MM	LENGTH	LB	TEST TENSILE (LB)	TEST STRENGTH (KG)
1.7	0.22		8	8.1	3.7
2.0	0.235		9	9.0	4.1
2.5	0.26		11	11.4	5.2
3.0	0.285		13	13.4	6.1
3.5	0.31	150M	16	15.6	7.1
4.0	0.34		17	17.4	7.9
5.0	0.37	21	21.3	9.7	
6.0	0.41	25	25.3	11.5	
7.0	0.44	29	29.3	13.3	
8.0	0.47	33	32.8	14.9	



NYLON LINE

■ 2 Color: 30cm Black + 150cm Orange
 ■ 2 Color: 30cm Black + 150cm White
 ■ 2 Color: 30cmM Black + 150cm Pink

JAPAN SIZE	DIA/MM	LB	TEST TENSILE (LB)	TEST STRENGTH (KG)
1.5	0.2	7	6.8	3.1
1.7	0.21	8	7.7	3.5
2.0	0.235	9	8.8	4.0
2.5	0.26	11	10.8	4.9
3.0	0.285	13	12.5	5.7
3.5	0.31	15	14.5	6.6
4.0	0.34	17	16.5	7.5
5.0	0.37	20	20.0	9.1
6.0	0.41	24	23.8	10.8
8.0	0.47	31	31.0	14.1



FEEDER NYLON LINE

JAPAN SIZE	DIAMETER	TEST TENSILE (LB)	TEST TENSILE (KG)
1.0	0.17	4.8	2.16
1.2	0.19	5.7	2.59
1.5	0.21	7.0	3.20
2.0	0.24	9.0	4.09
2.5	0.26	11.2	5.12
3.0	0.29	13.2	6.01
3.5	0.31	15.4	7.01
4.0	0.34	17.2	7.83
5.0	0.37	21.3	9.68
6.0	0.41	25.3	11.48
7.0	0.44	29.2	13.29
8.0	0.47	33.0	14.99
10	0.52	40.7	18.47



CARP NYLON LINE

■ Color : Green+Black

JAPAN SIZE	DIA./MM	TEST TENSILE (LB)	TEST STRENGTH (KG)	LENGTH
3	0.285	5.5	12	300M
3.5	0.31	6.4	14	
4	0.34	7.7	17	
5.0	0.37	10.0	22	
6.0	0.405	11.4	25	
7.0	0.43	12.7	28	
8	0.47	13.6	30	



SEA BASS NYLON LINE

■ Color : Moss green

JAPAN SIZE	DIA./MM	TEST TENSILE (LB)	TEST STRENGTH (KG)	LENGTH
2	0.24	9.97	4.53	300M
2.5	0.26	12.52	5.69	
3	0.29	14.37	6.53	
3.5	0.31	16.98	7.72	
4	0.34	19.12	8.69	
5	0.37	21.76	9.89	
6	0.41	24.11	10.96	



SPINNING NYLON LINE

■ Color : Clear

JAPAN SIZE	DIA./MM	TEST TENSILE (LB)	TEST STRENGTH (KG)	LENGTH
2	0.24	9.97	4.53	300M
2.5	0.26	12.52	5.69	
3	0.29	14.37	6.53	
3.5	0.31	16.98	7.72	
4	0.34	19.12	8.69	
5	0.37	21.76	9.89	
6	0.41	24.11	10.96	



ULTRA CARP NYLON LINE

JAPAN SIZE	DIAMETER	TEST TENSILE (LB)	TEST TENSILE (KG)
3.0	0.28	13.31	6.05
3.5	0.3	15.71	7.14
4.0	0.34	17.71	8.05
5.0	0.37	20.09	9.13
6.0	0.41	23.98	10.9
7.0	0.44	28.16	12.8
8.0	0.47	33.22	15.1
10	0.52	38.50	17.5
12	0.57	47.30	21.5



CHALLENGER NYLON LINE


■ Color : White / Neon Yellow / Neon Yellow+Orange

JAPAN SIZE	DIAMETER	TEST TENSILE (LB)	TEST TENSILE (KG)
1.2	0.185	3.30	4.40
1.5	0.205	4.09	5.46
2.0	0.235	6.38	8.51
2.5	0.260	7.48	10.67
3.0	0.285	8.58	12.25
3.5	0.31	10.38	14.83
4.0	0.34	11.68	16.68
5.0	0.37	13.77	19.67
6.0	0.405	16.94	24.20
7.0	0.43	18.55	26.49
8.0	0.47	21.10	30.14



MAX POWER NYLON LINE

JAPAN SIZE	DIAMETER	TEST TENSILE (LB)	TEST TENSILE (KG)
0.8	0.15	3.96	2.40
1.0	0.18	5.12	3.10
1.5	0.21	6.11	3.70
2.0	0.24	7.43	4.50
2.5	0.26	9.24	5.60
3.0	0.28	11.55	7.00
3.5	0.31	16.01	9.70
4.0	0.34	17.82	10.80
5.0	0.37	21.45	13.00
6.0	0.40	25.58	15.50
7.0	0.44	30.03	18.20
8.0	0.46	33.00	20.00
10	0.50	37.65	23.00



PLATINUM NYLON LINE

DIAMETER	TEST TENSILE (LB)	TEST STRENGTH (KG)
0.2	9	4
0.25	11	5.6
0.3	15	7.6
0.35	20	9.8
0.4	26.5	12.5
0.45	35	16.2
0.5	41.8	19.6
0.6	46	21
0.7	57	26.5
0.8	68	31.4
1	99	45



AZUL NYLON LINE

NO	DIA./MM	TEST TENSILE (LB)	TEST TENSILE (KG)
2	0.235	7.0	3.2
2.5	0.26	9.5	4.3
3	0.285	11.2	5.1
3.5	0.31	12.5	5.7
4	0.34	14.3	6.5
5	0.37	17.8	8.1
6	0.405	20.7	9.4
7	0.44	24.2	11
8	0.47	27.1	12.3
10	0.52	33.2	15.1



GRAND GEAR NYLON LINE

■ Color : Clear / Green+Black / Golden

JAPAN SIZE	DIAMETER	TEST TENSILE (LB)	TEST TENSILE (KG)
0.6	0.13	1.58	2.27
0.8	0.15	2.29	3.28
1.0	0.17	2.99	4.29
1.2	0.19	3.81	5.43
1.5	0.21	4.47	6.38
2.0	0.24	6.97	9.97
2.5	0.26	8.76	12.52
3.0	0.29	10.05	14.15
3.5	0.31	11.04	16.98
4.0	0.34	12.43	19.12
5.0	0.37	14.15	21.96
6.0	0.41	15.66	24.11
7.0	0.44	18.11	27.85
8.0	0.47	21.23	21.67
10	0.52	27.90	42.90



NEW SERRANO FLUORO CARBON LINE

JAPAN SIZE	DIA./MM	TEST TENSILE (LB)	TEST STRENGTH (KG)
1.0	0.165	2.38	5.24
1.2	0.190	2.73	6.01
1.5	0.210	3.52	7.74
1.7	0.218	4.45	9.79
2.0	0.238	4.72	10.38
2.5	0.263	5.59	12.30
3.0	0.285	6.42	14.12
4.0	0.340	7.55	16.61
5.0	0.370	9.46	20.81
6.0	0.410	11.23	24.71



NEW LEADER FW FLUORO CARBON LINE

JAPAN SIZE	DIA./MM	TEST TENSILE (LB)	TEST STRENGTH (KG)
1.0	0.165	4.9	2.45
1.2	0.190	6.1	3.05
1.5	0.210	7.3	3.65
1.7	0.218	8.1	4.05
2.0	0.238	10.1	5.05
2.5	0.263	11.2	5.6
3.0	0.285	13.7	6.85
4.0	0.340	16.9	8.45
5.0	0.370	21.3	10.65
6.0	0.410	24.8	12.4



NEW LEADER SW FLUORO CARBON LINE

JAPAN SIZE	DIA./MM	TEST TENSILE (LB)	TEST STRENGTH (KG)
6.0	0.420	11.30	24.86
7.0	0.460	12.30	27.06
8.0	0.492	13.55	29.81
10	0.550	16.20	35.64
12	0.602	19.40	42.68
14	0.651	22.50	49.50
16	0.696	25.10	55.22
18	0.732	28.30	62.26
20	0.777	32.40	71.28



SHOTAI FLUROCARBON LINE

JAPAN SIZE	DIAMETER	TEST TENSILE (LB)	TEST TENSILE (KG)	LB	METER
7	0.460	10.7	23.5	25	35M
8	0.492	13.2	29.0	30	35M
12	0.602	18.9	41.6	41	20M
16	0.696	22.4	49.3	50	20M
18	0.740	24.6	54.1	55	15M
24	0.850	31.8	70.0	70	15M
28	0.920	35.6	78.3	80	15M
35	1.020	44.9	98.8	100	15M







**OKUMA BACKPACK
(INCLUDING 4 TACKLE BOXES)**
Model: PA247A



OKUMA MOTIF WHITE WATER RESISTANT CAP
Model: PA01C023W



OKUMA MOTIF COTTON CAP
Model: PA01C017B



OKUMA MOTIF MESH CAP
Model: PA01C018B



OKUMA MOTIF FLAT PEAK CAP
Model: PA01C022K



OKUMA FULL BACK CAMOUFLAGE CAP
Model: PA01C006G



FULL BRIM HAT
Model: PA01C014B



OKUMA MOTIF BLACK BEANIE
Model: PA01C024B



OKUMA MOTIF GRAY BEANIE
Model: PA01C025G

OKUMA MOTIF LONG SLEEVE SHIRT

Size	S	M	L
Model	PA01T031BS	PA01T031BM	PA01T031BL

Size	XL	2L	3L
Model	PA01T031BXL	PA01T031B2L	PA01T031B3L



OKUMA MOTIF SHORT SLEEVE SHIRT

Size	S	M	L
Model	PA01T032BS	PA01T032BM	PA01T032BL

Size	XL	2L	3L
Model	PA01T032BXL	PA01T032B2L	PA01T032B3L



OKUMA MOTIF TOURNAMENT JERSEY

Size	S	M	L
Model	PA01T030BS	PA01T030BM	PA01T030BL

Size	XL	2L	3L
Model	PA01T030BXL	PA01T030B2L	PA01T030B3L



OKUMA GT FISHING JERSEY

Size	S	M	L
Model	PA01T048BS	PA01T048BM	PA01T048BL

Size	XL	2L	3L
Model	PA01T048BXL	PA01T048B2L	PA01T048B3L



OKUMA GT FISHING JERSEY

Size	S	M	L
Model	PA01T049BS	PA01T049BM	PA01T049BL

Size	XL	2L	3L
Model	PA01T049BXL	PA01T049B2L	PA01T049B3L



OKUMA TUNA FISHING JERSEY

Size	S	M	L
Model	PA01T050BS	PA01T050BM	PA01T050BL

Size	XL	2L	3L
Model	PA01T050BXL	PA01T050B2L	PA01T050B3L



OKUMA TUNA FISHING JERSEY

Size	S	M	L
Model	PA01T051BS	PA01T051BM	PA01T051BL

Size	XL	2L	3L
Model	PA01T051BXL	PA01T051B2L	PA01T051B3L



OKUMA SAILFISH JERSEY

Size	S	M	L
Model	PA01T052BS	PA01T052BM	PA01T052BL

Size	XL	2L	3L
Model	PA01T052BXL	PA01T052B2L	PA01T052B3L



OKUMA SAILFISH JERSEY

Size	S	M	L
Model	PA01T053BS	PA01T053BM	PA01T053BL

Size	XL	2L	3L
Model	PA01T053BXL	PA01T053B2L	PA01T053B3L



OKUMA BASS JERSEY

Size	S	M	L
Model	PA01T054GS	PA01T054GM	PA01T054GL

Size	XL	2L	3L
Model	PA01T054GXL	PA01T054G2L	PA01T054G3L



OKUMA CARP JERSEY

Size	S	M	L
Model	PA01T055GS	PA01T055GM	PA01T055GL

Size	XL	2L	3L
Model	PA01T055GXL	PA01T055G2L	PA01T055G3L



OKUMA DORADO JERSEY

Size	S	M	L
Model	PA01T056YS	PA01T056YM	PA01T056YL

Size	XL	2L	3L
Model	PA01T056YXL	PA01T056Y2L	PA01T056Y3L



OKUMA DORADO LONG SLEEVE SHIRT

Size	M	L	XL
Model	PA01T036WM	PA01T036WL	PA01T036WXL

Size	2L	3L
Model	PA01T036WM	PA01T036W3L



OKUMA DORADO LONG SLEEVE SHIRT

Size	M	L	XL
Model	PA01T037WM	PA01T037WL	PA01T037WXL

Size	2L	3L
Model	PA01T037W2L	PA01T037W3L



OKUMA MOTIF COTTON SHORT SLEEVE SHIRT

Size	S	M	L
Model	PA01T033BS	PA01T033BM	PA01T033BL

Size	XL	2L	3L
Model	PA01T033BXL	PA01T033B2L	PA01T033B3L



OKUMA WITHE MOTIF COTTON SHORT SLEEVE SHIRT

Size	S	M	L
Model	PA01T038WS	PA01T038WM	PA01T038WL

Size	XL	2L	3L
Model	PA01T038WXL	PA01T038W2L	PA01T038W3L



OKUMA TUNA BLACK COTTON SHIRT

Size	S	M	L
Model	PA01T041BS	PA01T041BM	PA01T041BL

Size	XL	2L	3L
Model	PA01T041BXL	PA01T041B2L	PA01T041B3L



OKUMA TUNA WHITE COTTON SHIRT

Size	S	M	L
Model	PA01T041WS	PA01T041WM	PA01T041WL

Size	XL	2L	3L
Model	PA01T041WXL	PA01T041W2L	PA01T041W3L



OKUMA PIKE BLACK COTTON SHIRT

Size	S	M	L
Model	PA01T042BS	PA01T042BM	PA01T042BL

Size	XL	2L	3L
Model	PA01T042BXL	PA01T042B2L	PA01T042B3L



OKUMA PIKE WHITE COTTON SHIRT

Size	S	M	L
Model	PA01T042WS	PA01T042WM	PA01T042WL

Size	XL	2L	3L
Model	PA01T042WXL	PA01T042W2L	PA01T042W3L



OKUMA CARP BLACK COTTON SHIRT

Size	S	M	L
Model	PA01T043BS	PA01T043BM	PA01T043BL

Size	XL	2L	3L
Model	PA01T043BXL	PA01T043B2L	PA01T043B3L



OKUMA GT WHITE COTTON SHIRT

Size	S	M	L
Model	PA01T043WS	PA01T043WM	PA01T043WL

Size	XL	2L	3L
Model	PA01T043WXL	PA01T043W2L	PA01T043W3L



OKUMA MOTIF POLO SHIRT

Size	S	M	L
Model	PA01T039BS	PA01T039BM	PA01T039BL

Size	XL	2L	3L
Model	PA01T039BXL	PA01T039B2L	PA01T039B3L



OKUMA MOTIF BLACK HOODIE

Size	S	M	L
Model	PA01T034BS	PA01T034BM	PA01T034BL

Size	XL	2L	3L
Model	PA01T034BXL	PA01T034B2L	PA01T034B3L



OKUMA MOTIF GARY HOODIE

Size	2S	XS	S	M
Model	PA01T047G2S	PA01T047GXS	PA01T047GS	PA01T047GM

Size	L	XL	2L	3L
Model	PA01T047GL	PA01T047GXL	PA01T047G2L	PA01T047G3L



OKUMA MOTIF FULL-ZIP HOODIE

Size	S	M	L
Model	PA01J005KS	PA01J005KM	PA01J005KL

Size	XL	2L	3L
Model	PA01J005KXL	PA01J005K2L	PA01J005K3L



OKUMA WATER RESISTANT JACKET

Size	S	M	L
Model	PA01J004BS	PA01J004BM	PA01J004BL

Size	XL	2L	3L
Model	PA01J004BXL	PA01J004B2L	PA01J004B3L

- Water-resistant, breathable, seam-sealed, 2-layer stretch shell
- 100% windproof fabric
- Attached, fully adjustable hood
- Water-resistant zip
- Adjustable cuff tabs
- Hem cinch-cord
- Reflection printing



OKUMA OCEAN WAVES FISHING SHORT

Size	28	30	32	34
Model	PA01B003B28	PA01B003B30	PA01B003B32	PA01B003B34

Size	36	38	40	42
Model	PA01B003B36	PA01B003B38	PA01B003B40	PA01B003B42



OKUMA GRAY FISHING SHORT

Size	28	30	32	34
Model	PA01B002G28	PA01B003B30	PA01B003B32	PA01B003B34

Size	36	38	40	42
Model	PA01B003B36	PA01B003B38	PA01B003B40	PA01B003B42



OKUMA MOTIF BLACK SUN SHIELD

Model: PA01C019K



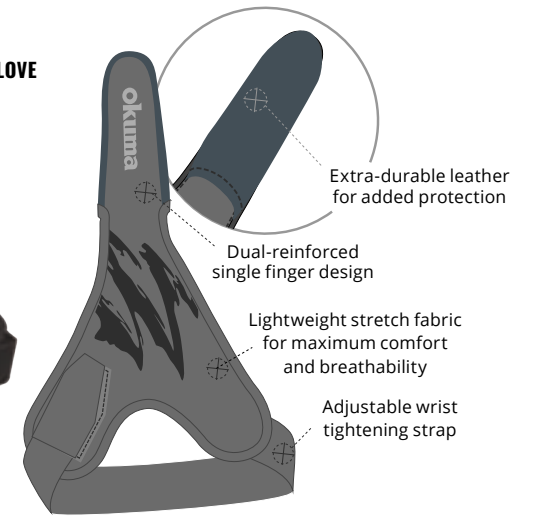
OKUMA MOTIF BLUE SUN SHIELD

Model: PA01C020B



OKUMA MOTIF SINGLE FINGER CASTING GLOVE

Model: PA01F002B



OKUMA MOTIF JIGGING GLOVES

Size	XS	S	M	L	XL
Model	PA01F001WXS	PA01F001WS	PA01F001WM	PA01F001WL	PA01F001WXL

Measure hand circumference at area indicated.

XS	20-21cm	M	24-25cm
S	22-23cm	L	26-27cm
		XL	28-29cm



OKUMA SUN PROTECTION FISHING GLOVE

Size	S/M	L/XL
Model	PA01F003WM	PA01F003WXL

Measure hand circumference at area indicated.

S	22-23cm	L	26-27cm
M	24-25cm	XL	28-29cm



OKUMA BLACK MOTIF SLEEVES

Size	S	M	L
Model	PA01T057KS	PA01T057KM	PA01T057KL



OKUMA BLUE MOTIF SLEEVES

Size	S	M	L
Model	PA01T059KS	PA01T059KM	PA01T059KL



OKUMA WHITE MOTIF SLEEVES

Size	S	M	L
Model	PA01T058WS	PA01T058WM	PA01T058WL



OKUMA URBAN SHOES

Size UA	6	7	8	9	10	11	12
Size CM	24	25	26	27	28	29	30
Model	PA01H001K06	PA01H001K07	PA01H001K08	PA01H001K09	PA01H001K10	PA01H001K11	PA01H001K12

Okuma motif design
Lightweight and breathable woven material
Anti-vibration EVA outsole



OKUMA MOTIF SLIPPER

Size UA	8	9	10	11	12
Size CM	26	27	28	29	30
Model	PA01H002K08	PA01H002K09	PA01H002K10	PA01H002K11	PA01H002K12



OKUMA SUN GLASSES

Lens Color	Green Mirror	Gray
Model	PA01G001B	PA01G003B



OKUMA SUN GLASSES

Lens Color	Brown	Gray
Model	PA01G005W	PA01G006W



OKUMA SUN GLASSES

Lens Color	Green Mirror	Brown	Gray
Model	PA01G007B	PA01G008B	PA01G009B



LONG NOSE PLIERS

Type name	Long Nose Pliers 6"	Long Nose Pliers 7"
Length	6"	7"
Model	PA09028	PA09029



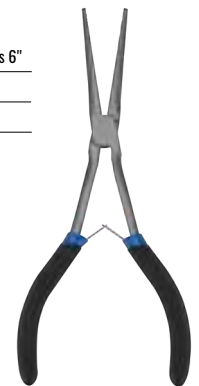
SPLIT RING PLIERS


Type name	Split Ring Pliers 6"	Split Ring Pliers 9"
Length	6"	9"
Model	PA09030	PA09031



MINI NOSE PLIERS

Type name	Mini Nose Pliers 6"
Length	6"
Model	PA09032





CARBON HANDLE ARM WITH EVA KNOB

- Material: carbon arm + EVA knob
- EVA knob for comfortable grip
- Ultralight carbon arm for minimal weight and ultimate durability
- Main shaft hole size: Height: 0.31" / 8mm x Width: 0.19" / 5mm
- For Okuma lowprofile reels and Tesoro star drag reels
- Handle length: 90mm
- Bearing: 2HPB

- Package included:
- 1 x carbon handle
 - 2 x nut(1 for right, 1 for left)
 - 1 x screw
 - 1 x lock plate



CARBON HANDLE ARM WITH ALUMINUM KNOB

- Material: carbon arm + aluminum knob
- Aluminum knob for unmatched strength
- Ultralight carbon arm for minimal weight and ultimate durability
- Main shaft hole size: Height: 0.31" / 8mm x Width: 0.19" / 5mm
- For Okuma lowprofile reels and Tesoro star drag reels
- Handle length: 90mm
- Bearing: 2HPB

- Package included:
- 1 x carbon handle
 - 2 x nut(1 for right, 1 for left)
 - 1 x screw
 - 1 x lock plate

DOUBLE HANDLE FOR SPINNING REEL

- Material: carbon arm + EVA knob
- EVA knob for comfortable grip
- For use on Helios SX, Inspira, Epixor XT, Epixor LS, Ceymar, Alaris, Altera



POWER CRANKING HANDLE

- Gold & Silver version
- Machined aluminum handle and knob
- 125mm extended length handle arm for cranking power
- Ergonomic T-bar for comfort and power
- 2HPB corrosion resistant stainless steel bearings
- Fits Okuma MK-50II - 80WII and MK20IIEa - 80WIIEa



Model: PA201042-A



Model: PA201044-A

LINE CUTTER

- Retractable lanyard for convenient and secure access.
- Compact and ergonomic grip design.
- Durable SUS304 stainless screw.
- High-quality machined T-6061 alumina construction.
- Portable and lightweight construction at only 0.63 oz (18g).
- Spring-loaded system design with ultra-sharp blades.

MAKAIRA RAPID CRANK

- Rigid anti-corrosive POM body material
- Universal stainless steel adapter shaft
- Shaft offers a 15-degree range of motion
- Counter balanced design allows quicker retrieval
- Joint fits standard 3/8-inch cordless hand drills
- Designed for Deep Drop, Kite and Spreader Bar retrievals
- Designed for the reel and drill to be operated in low gear
- Custom fit for Makaira 50II, 50WII & 80WII models



Model: PA201036-A

Retractable Lanyard Model: PA09059



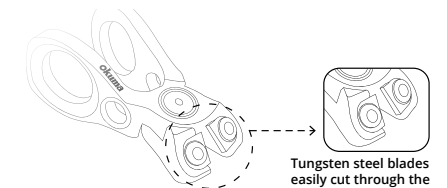
Line Cutter Combo Blue Model: PA09060



Line Cutter Black/Red Model: PA09062



Line Cutter Black/Blue Model: PA09061



Tungsten steel blades easily cut through the toughest braided line.

OKUMA REEL COVER

Protect your reels from unwanted dings, harsh exposure to the elements, as well as the more simple intrusions of dust and dirt. Custom Okuma neoprene reel covers are cut for a perfect fit to most star drag and lever drag reels.

REEL SHIELD-NEOPRENE REEL COVER

50/50W Lever Drag reels
Model: PAOKM0504-1

REEL SHIELD-NEOPRENE REEL COVER

20/30 size Lever Drags and 55/55W Star Drag Reels
Model: PAOKM0503-1

REEL SHIELD-NEOPRENE REEL COVER

10/15 Lever Drags and 30/40/300/450 Star Drag Reels
Model: PAOKM0502-1

REEL SHIELD-NEOPRENE REEL COVER

150/250/400 Baitcast and 15/20/200 Star Drags
Model: PAOKM0505-1



REEL SHIELD-NEOPRENE REEL COVER

Model: PA409A / 40/55 Spinning Reels
Model: PA410A / 65/80 Spinning Reels



OKUMA ROD STRAPS(M),25CM

Model: PAOKM0703-1

OKUMA ROD STRAPS(L),36CM

Model: PAOKM0701-1



OKUMA SPOOL BAND

Model: KSCP07019 / S
Model: KSCP07017 / L



POLAR-X REEL GREASE

- Drastically increase the performance of fishing reels in extreme temperatures
- Suitable for low and high temperatures between -50°C (-58°F) and +140°C (+284°F)
- Low viscosity providing superior lubrication and long lasting performance
- Weight: 30g

Model: PA1148A



UNIVERSAL REEL GREASE

- Maximum corrosion protection
- Fortified with teflon and polymers
- Little or no drag acceleration
- Exceptionally smooth drag performance
- Superior heat and wear resistance
- Safe on all metals and common plastics
- Reduces gear train friction for easier cranking



ACCESSORIES

Model	Dimensions
PA1139	Cal's universal drag and gear grease 30grams
PA1140	Cal's universal drag and gear grease 100grams
PA1141	Cal's universal grease 30grams with 10ML of Fishing Reel oil

18*18 ROD STAND

Model: PA02026 (Capacity: 36 rods)



BAMBOO RACK

Model: PA02014 (Capacity: 28 rods)



OKUMA ABS ROD RACK

Model: PAOKM1000

Simple, functional, easy to set up and easy to use. The Okuma ABS rod rack holds 8 rod and reel combos or a full 16 rods with reels removed. Connect multiple racks together to make a compete system for the largest collections.



OKUMA ABS ROD RACK

Model: PA342A



BAMBOO RACK

Model: PA02025 (Capacity: 16 rods)



OKUMA LIP GRIPPER

Model: PAFGA0201-1



SPINNING REEL HOLDER

Model: PA02009 (Not Including Reel)



TROLLING REEL HOLDER

Model: PA02017 (Not Including Reel)



CARDBOARD COMBO DISPLAY

Model: PA02010

